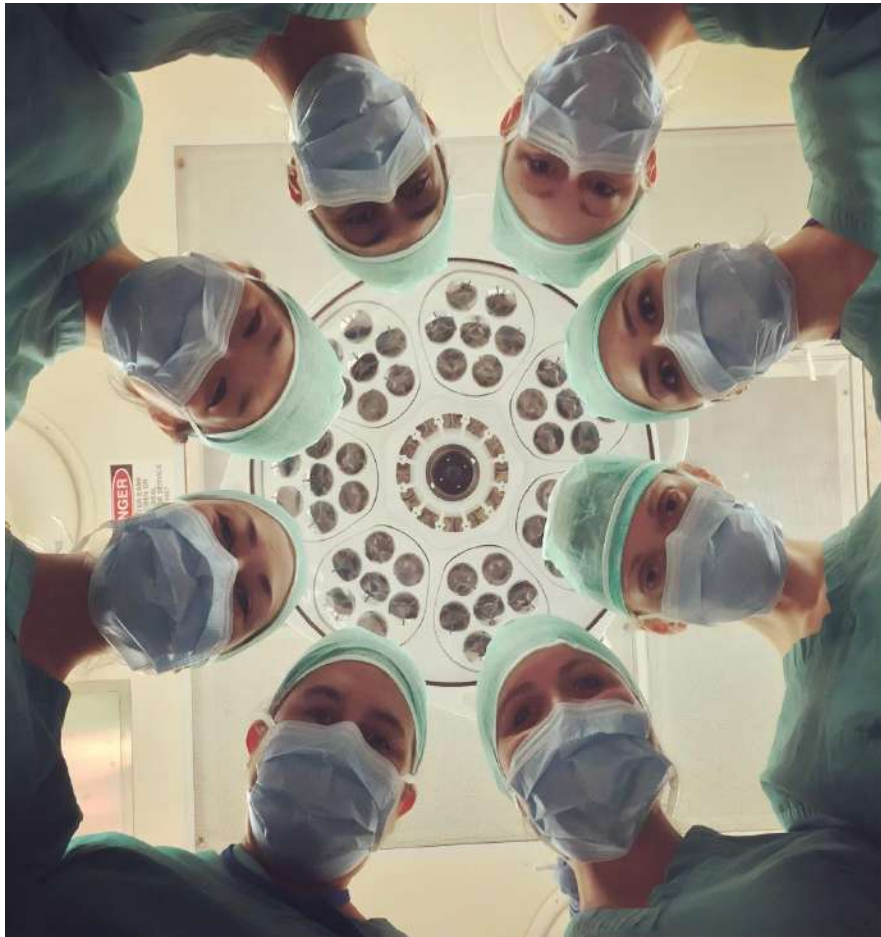


# **ANNUAL REPORT**

## **2020**



***Publish by Medical Records Department  
National Hospital, Kandy***



Prepared by:

Mrs. Ganga Bandusena

Medical Records Officer (BSC)

Guidance :

Dr. R.M.S.K.Rathnayaka

Director (MBBS, MSC Medical Administration)

Source of Information: Data collected from all respective departments and units of the hospital.





## Kandy National Hospital

### Introduction

Kandy National Hospital is the second largest medical institution in the Island established and administered under the purview of the Ministry of Health Care and Nutrition. Kandy National Hospital is a tertiary care institution maintained by the [Sri Lankan Government](#).

National Hospital Kandy is providing specialized health care services mainly to the Central Province and to all other provinces except Western and Southern. People are coming from all other 7 provinces to seek expert care from Teaching Hospital Kandy.

National Hospital Kandy with strong links to the [University of Peradeniya](#), conducts undergraduate training programs for the university students studying at the faculty of [Medicine](#) and [Postgraduate Institute of Medicine](#)(PGIM) which is a national institute attached to the [University of Colombo](#). PGIM appoints post-graduate trainees, registrars and senior registrars to this hospital on a regular basis as this is one of the oldest Hospitals which provides the entire range of medical and surgical specialties under the administration of a single institution. National Hospital Kandy is a training center for the student Nurses who are coming from the nurses training school in the Hospital. It also provides teaching facilities for foreign students who seek exposure on tropical diseases.

# EXISTING BUILDING LAYOUT PLAN

## LEGEND

- |   |                       |
|---|-----------------------|
| 01. OPD (5 STORED)                                | 57. WARDS             |
| 02. BLOOD BANK & CARDIOLOGY UNIT (5 STORED)       | 58. WARDS             |
| 03. ICU / EDO / STORES (2 STORED)                 | 59. WARDS             |
| 04. STD / AIDS / (5 STORED)                       | 60. STORE             |
| 05. CANTEEN (DI)                                  | 61. GENERATOR ROOM    |
| 06. ENT (WARDS / CLINIC) - (5 STORED)             | 62. MANFOLD ROOM      |
| 07. STORE   | 63. WATER TANK        |
| 08. STORE   | 64. LECTURE HALL      |
| 09. STORE   | 65. LECTURE HALL      |
| 10. PAYING / SURGICAL WARDS                       | 66. LECTURE HALL      |
| 11. DENTAL  | 67. INTS              |
| 12. ADMIN / DIAGNOSTIC / WARDS COMPLEX (4 STORED) | 68. AO QUARTERS       |
| 13. ICU   | 69. DOCTORS QUARTERS  |
| 14. THEATRE COMPLEX                               | 70. PUMP HOUSE        |
| 15. NURSES QUARTERS                               | 71. WATER TANK        |
| 16. KIDNEY WARDS                                  | 72. DOCTORS QUARTERS  |
| 17. ENT   | 73. DOCTORS QUARTERS  |
| 18. JMO OFFICE                                    | 74. DOCTORS QUARTERS  |
| 19. KITCHEN                                       | 75. DOCTORS QUARTERS  |
| 20. KITCHEN                                       | 76. LECTURE HALL      |
| 21. LAUNDRY                                       | 77. INTS              |
| 22. AUDITORIUM                                    | 78. LECTURE HALL      |
| 23. CHIEF PHARMACIST                              | 79. MORTUARY          |
| 24. BLDH MEDURA                                   | 80. DOCTORS QUARTERS  |
| 25. DOCUMENT REGISTRATION / CEOB OFFICE           | 81. QUARTERS          |
| 26. DRUG STORE                                    | 82. PROVINCIAL OFFICE |
| 27. CONSULTANTS ROOM                              | 83. DOCTORS QUARTERS  |
| 28. WARDS   | 84. DOCTORS QUARTERS  |
| 29. WARDS   | 85. CAR PARK          |
| 30. WARDS   | 86. CANCER HOME       |
| 31. WARDS   | 87. LABOURER'S REST   |
| 32. WARDS   | 88. SECURITY OFFICE   |
| 33. WARDS   |                       |
| 34. MENTAL HEALTH CARE UNIT                       |                       |
| 35. WARDS   |                       |
| 36. WARDS   |                       |
| 37. WARDS   |                       |
| 38. WARDS   |                       |
| 39. WARDS   |                       |
| 40. SEWING UNIT                                   |                       |
| 41. NURSES QUARTERS                               |                       |
| 42. NURSES QUARTERS                               |                       |
| 43. QUARTERS                                      |                       |
| 44. QUARTERS                                      |                       |
| 45. QUARTERS                                      |                       |
| 46. NURSES QUARTERS                               |                       |
| 47. QUARTERS                                      |                       |
| 48. PUMP HOUSE                                    |                       |
| 49. GARAGE  |                       |
| 50. CEOB SITE OFFICE                              |                       |
| 51. QUARTERS                                      |                       |
| 52. AMBULANCE GARAGE                              |                       |
| 53. GENERATOR ROOM                                |                       |
| 54. QUARTERS                                      |                       |
| 55. QUARTERS                                      |                       |
| 56. DOCTORS QUARTERS                              |                       |



## LEGEND

- |  |
|--|
| <span style="display: inline-block; width: 15px; height: 15px; background-color: #FF69B4; border: 1px solid black;"></span> WARDS                  |
| <span style="display: inline-block; width: 15px; height: 15px; background-color: #4169E1; border: 1px solid black;"></span> OPD CLINIC             |
| <span style="display: inline-block; width: 15px; height: 15px; background-color: #A52A2A; border: 1px solid black;"></span> ADMINISTRATION         |
| <span style="display: inline-block; width: 15px; height: 15px; background-color: #FFDAB9; border: 1px solid black;"></span> DIAGNOSTIC             |
| <span style="display: inline-block; width: 15px; height: 15px; background-color: #FF8C00; border: 1px solid black;"></span> QUARTERS               |
| <span style="display: inline-block; width: 15px; height: 15px; background-color: #32CD32; border: 1px solid black;"></span> SPECIALISED DEPARTMENT |
| <span style="display: inline-block; width: 15px; height: 15px; background-color: #FFFF00; border: 1px solid black;"></span> ANCILLARY SERVICES     |
| <span style="display: inline-block; width: 15px; height: 15px; background-color: #FF0000; border: 1px solid black;"></span> PARKING                |

# History

The fall of Kandyan Kingdom in 1815, led to establishment of Western (Allopathic) Medicine and initiation of Hospitals throughout the Island. Dr. John Davy was an army surgeon and physician to Governor Sir Robert Brownrigg from 1817 to 1819. He came to Kandy with the British Troops and lived next to Diyawadana Nilame's resident in Malabar Street. (At present it is named as Anagarika Dharmapala Mawatha).

A Military Hospital was built in a renovated existing building and was located at the site of the present "Kandyan Art Association". Later it served both military and civilians especially for Cholera and Small pox.

After 1821 Indian laborers came to Sri Lanka for coffee and later tea plantations. Civil hospitals were needed due to poor nutrition, cholera and Malaria.

Once the civil medical department was separated from the military service, Colonial Surgeons were appointed to Central Province. This medical board appointed vaccination officers who were responsible for vaccinating the public against small pox.

In around 1861 there was an infectious disease hospital in Deiyannawela (the small pox hospital). This pauper hospital was later expanded to become the General Hospital Kandy. One of the very first buildings of the Kandy Hospital was the Cholera ward in 1866. It was located at the site of the current laundry in between the kitchen and the old KSM building.





## **Our Vision**

To be the safest tertiary care hospital in Sri Lanka.

## **Our Mission**

Our mission is to elevate the status of the hospital to a modern, leading health care facility and training center by developing and sustaining the infrastructure and human resources and by creating a patient friendly environment where patient care needs will be of highest priority.

## **Our Promise & Values**

At NH Kandy, people are of primary importance. That is why the value of caring is at the center of daily activity for our entire organization. We have adopted a culture of relationships and caring that uses a framework of Promises to guide relationships and care for self, patients and families, each other and the community.

## **AKNOWLEDGEMENT**

Day by day the world is becoming smaller due to the development of information technology. Accurate , achievable , current information plays a major role in this. For any country medical statistics is a very important factor in health services.

Health records are the primary source of data use in compilation of health care statistics.

We collect data of census reports, availability of beds ,morbidity statistics ,mortality statistics, laboratory statistics ,medical imaging , patient monitoring etc. on a regular basis.

One very important function of the Medical Records Department is coding the diagnosis of each and Bed Head Tickets according to the ICD -10 classification .(International Classification of Diseases). Coding is undertaken to enable the retrieval of information on the incidence and nature of diseases, the distribution pattern of disease within a health facility , community , city or country.

The main reason for developing and maintaining a hospital information system is to collect, store, process , retrieve and communicate relevant information to satisfy clinical and administrative requirements within the hospital and its environment.

The management information system provides information that can be used in decision making in the entire hospital.

Health services statistics are used for comparison of present and past performance , guide for planning future development , appraisal of work performance by the medical and other staff, funding and research purposes.

The application of information technology to patient and hospital information system is becoming quite common and is of great significance to the medical record service. Therefore our ultimate aim is to computerize this whole system.

I wish to make use of this opportunity to offer my deep gratitude to Dr. R.M.S.K. Rathnayaka the director, NHK and to all the officials who provide with data to make a successful compilation of this bulletin.

Finally, I kindly request your full co-operation in providing more accurate and timely data in the future as well.





## ***Our Vision***

*To emerge as the center of excellence in the country which provides highest quality information, vital statistics and confidential documentary evidence with regard to the patient care services.*

## ***Our Mission***

*To enhance patient care through the use of data contained in the medical records and efficient provision of accurate , timely data enabling administrative , clinical and legal decisions to be made utilizing available resources effectively.*

## Utilization Details 2020

1	No. of patient beds	2596
2	No. of patients admitted	196936
3	No. of patients discharged (4+5)	185645
4	No. of deaths	2717
5	No. of live discharged	182928
6	No. of in-patient days	554663
7	Daily average admissions	538
8	Daily average discharges	538
9	Average daily sick	1515
10	Average length of stay	03
11	Death rate (000)	14.6
12	Bed occupancy rate	57.6%
13	Turn over rate	70.7
14	Turn over interval	2.2days
15	Total no of operations	53589
16	Laboratory examinations	2061169
17	No. of X-ray examinations	148833
18	No. of ECG taken	108688
19	No. of EEG taken	1794
20	No. of OPD patients	319,996
21	Average Out patients per day	874
22	Total no of Clinic visits	817,473
23	Average Clinic visits	2234
24	No. of CT examinations	29270
25	No of MRI examinations	10681

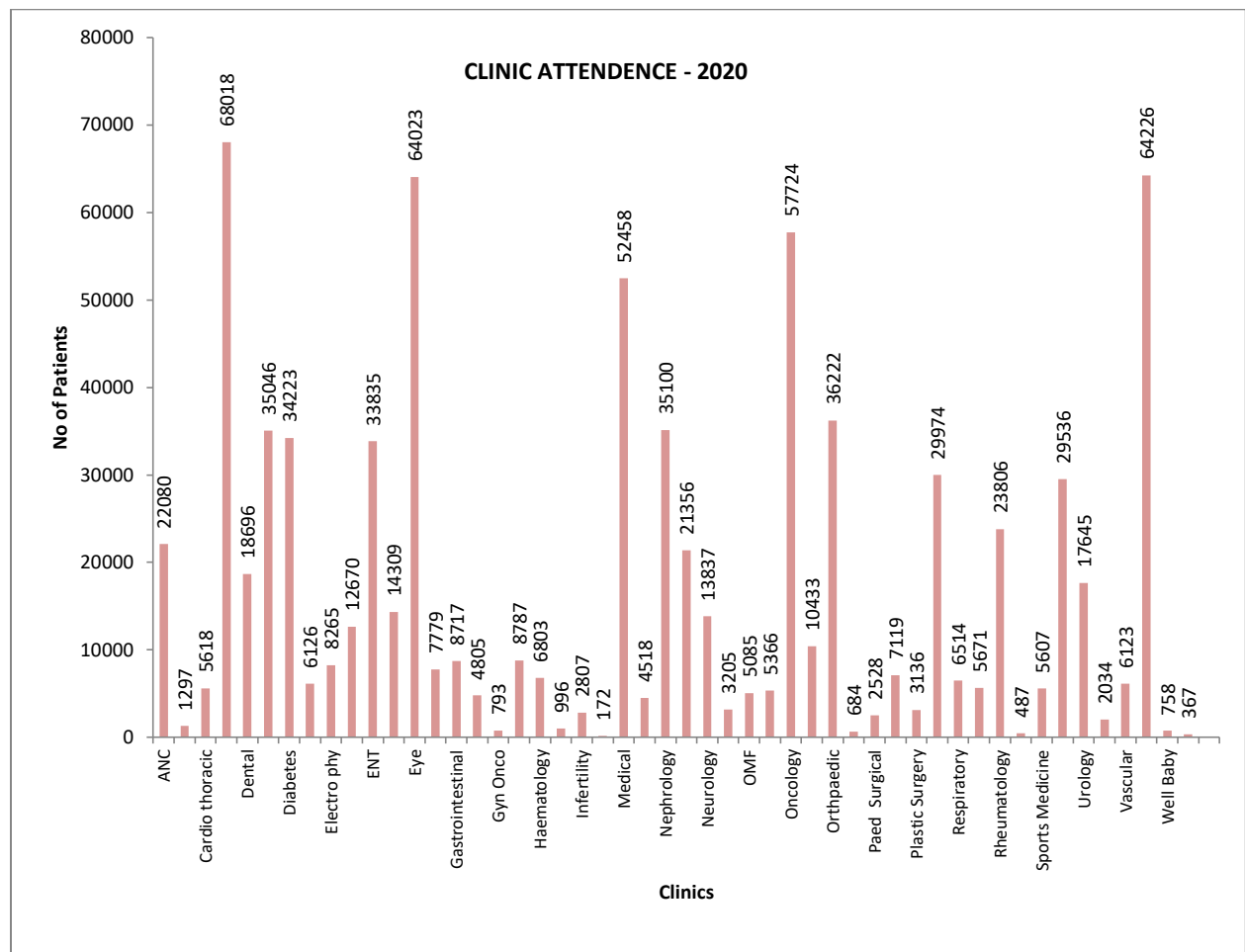
### Utilization Details ( Last few years )

		2020	2019	2018	2017	2016	2015
1	No. of patient beds	2629	2492	2437	2405	2402	2305
2	No. of patients admitted	196936	238227	232598	224617	211618	203117
3	No. of patients discharged (4+5)	185645	228756	234462	220363	208169	197188
4	No. of deaths	2717	3210	2905	3134	2935	2896
5	No. of live discharged	182928	225546	231557	217229	205234	194292
6	No. of in-patient days	554663	685731	689946	702968	683372	695098
7	Daily average admissions	538	653	637	615	578	556
8	Daily average deaths	07	09	08	08	08	08
9	Average daily sick	1515	1879	1890	1925	1867	1904
10	Average length of stay	03	03	03	03	03	3.5
11	Death rate (000)	14.6	14.3	12.3	14.2	14.0	14.6
12	Bed occupancy rate	57.6	75	77.5	80	78	82.6
13	Turn over rate	70.7	91	97.5	91.7	87	86
14	Turn over interval	2.2days	0.98	0.8	0.78	0.9	0.34
15	Total no of operations	53589	66235	66230	61296	61997	62155
16	Laboratory examinations	2061169	2645456	2585950	2507672	2342593	2095578
17	No. of X-ray examinations	148833	181015	176737	170396	164990	164123
18	No. of ECG taken	108688	127030	118322	114020	107525	101819
19	No. of EEG taken	1794	2501	2587	2870	2967	2997
20	No. of OPD patients	319996	404824	394530	379401	386984	357756
21	Average Out patients per day	874	1109	1080	1039	1057	980
22	Total no of Clinic visits	817473	1097098	1068442	982777	958274	938885
23	Average Clinic visits	2233	3006	2927	2692	2625	2572
24	No. of CT examinations	29270	27934	27484	29112	25441	29839
25	No of MRI examinations	10681	14742	11830	10590	11204	9154

## Clinic Attendance - Year 2020

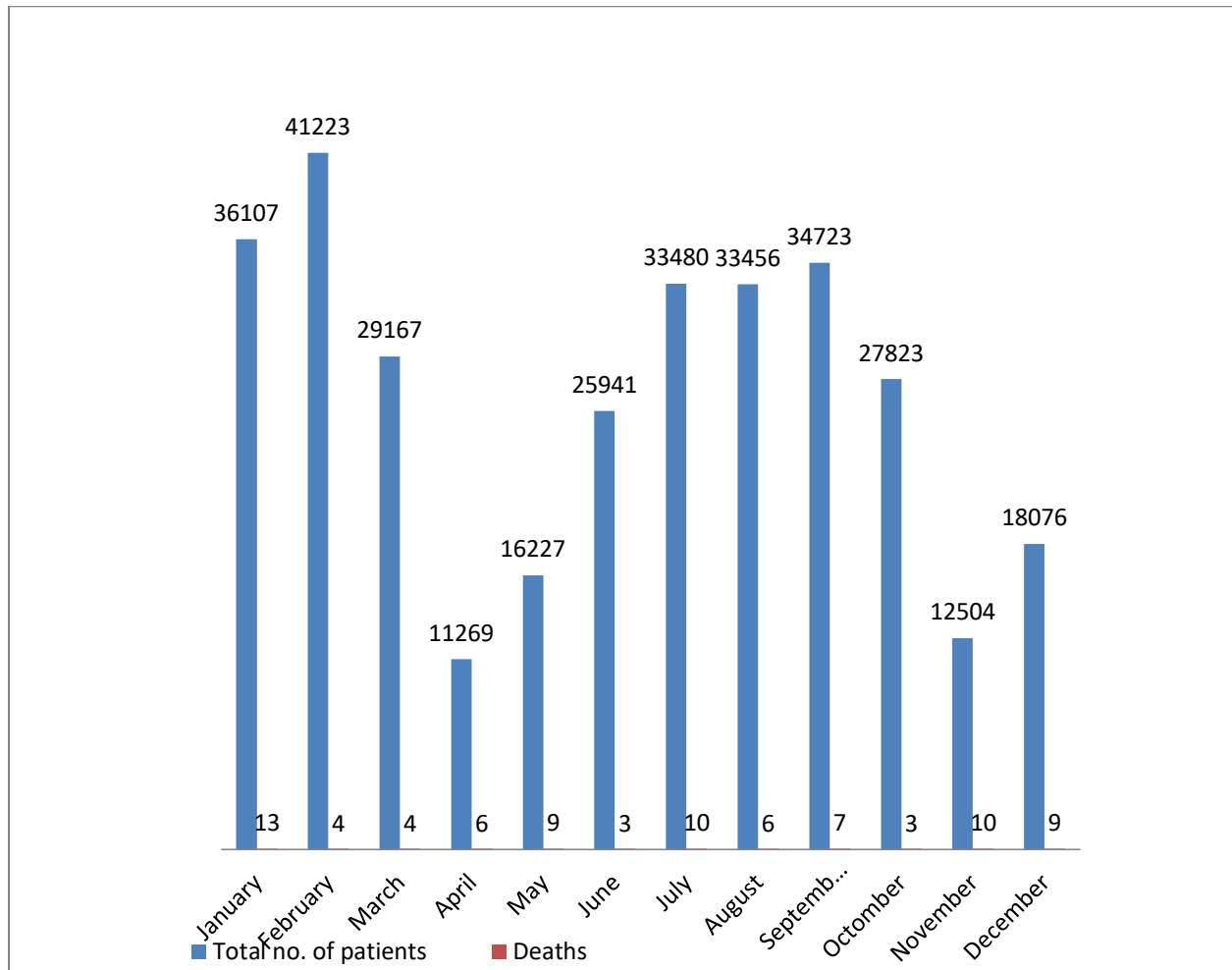
	Specialty	No of Clinic days	1 st visits	Sub visits	Total visits	AV. per Clinic Day
1	ANC	149	6068	16012	22080	148
2	Anticoagulant	47	67	1230	1297	28
3	Cardiothoracic	146	1435	4183	5618	38
4	Cardiology	258	1279	66739	68018	264
5	Dental	366	15415	3281	18696	51
6	Dermatology	437	5033	30013	35046	80
7	Diabetes	246	1405	32818	34223	139
8	Echo	298	6126	0	6126	21
9	Electro Cardio Physiology	91	2530	5735	8265	91
10	Endocrinology	139	870	11800	12670	91
11	ENT	379	15620	11842	27462	72
12	ENT-OPD	253	4804	1569	6373	25
13	Epilepsy	52	294	14015	14309	275
14	Eye	1007	17072	35095	52167	52
15	Eye-OPD	250	11856	0	11856	47
16	Family Planning	366	540	7239	7779	21
17	Gastro Intestinal	95	2119	6598	8717	92
18	Gastrointestinal – Surgery	89	1683	3122	4805	54
19	Gyn–Onco	44	251	542	793	18
20	Gynecology	140	3733	5051	8784	63
21	Hematology	206	1649	5154	6803	33
22	Immunology	365	318	678	996	03
23	Infertility	365	426	2381	2807	08
24	Leprosy	341	15	157	172	0.5
25	Medical	334	943	51515	52458	157
26	Neonatal	101	1692	2826	4518	45
27	Nephrology	583	7517	27583	35100	60
28	Neuro Surgical	189	2671	18685	21356	112
29	Neurology	94	860	12977	13837	147
30	Nutrition	364	1859	1346	3205	09
31	OMF	91	1172	3913	5085	56
32	Onco Surgery	131	1236	4130	5366	41
33	Oncology	296	3728	53996	57724	195
34	Orthodontic	291	538	9895	10433	36
35	Orthopedic	287	7957	28265	36222	126
36	Pediatric Neurology	49	139	545	684	11
37	Pediatric Surgical	183	1152	1376	2528	14
38	Pediatric Urology	13	105	113	218	17
39	Pediatric	228	670	6449	7119	31
40	Plastic Surgical	79	787	1349	2136	27
41	Psychiatry	347	1934	28040	29974	86
42	Psychiatry - Forensic	97	259	197	456	05
43	Respiratory	132	602	5912	6514	49

44	Restroactive Dentisty	296	1649	4022	5671	19
45	Rheumatology	389	1924	21882	23806	61
46	SFC	99	150	337	487	05
47	Sports Medicine	336	2248	3359	5607	17
48	Surgical	295	8806	20730	29536	100
49	Urology	135	4415	13230	17645	153
50	V/Pediatric OPD	341	658	1376	2034	06
51	Vascular & Transplant	218	1801	4322	6123	28
52	VP OPD	526	2886	61340	64226	122
53	Well Baby	81	313	445	758	09
54	Youth Friendly Health	51	194	173	367	07
			161469	656004	817473	



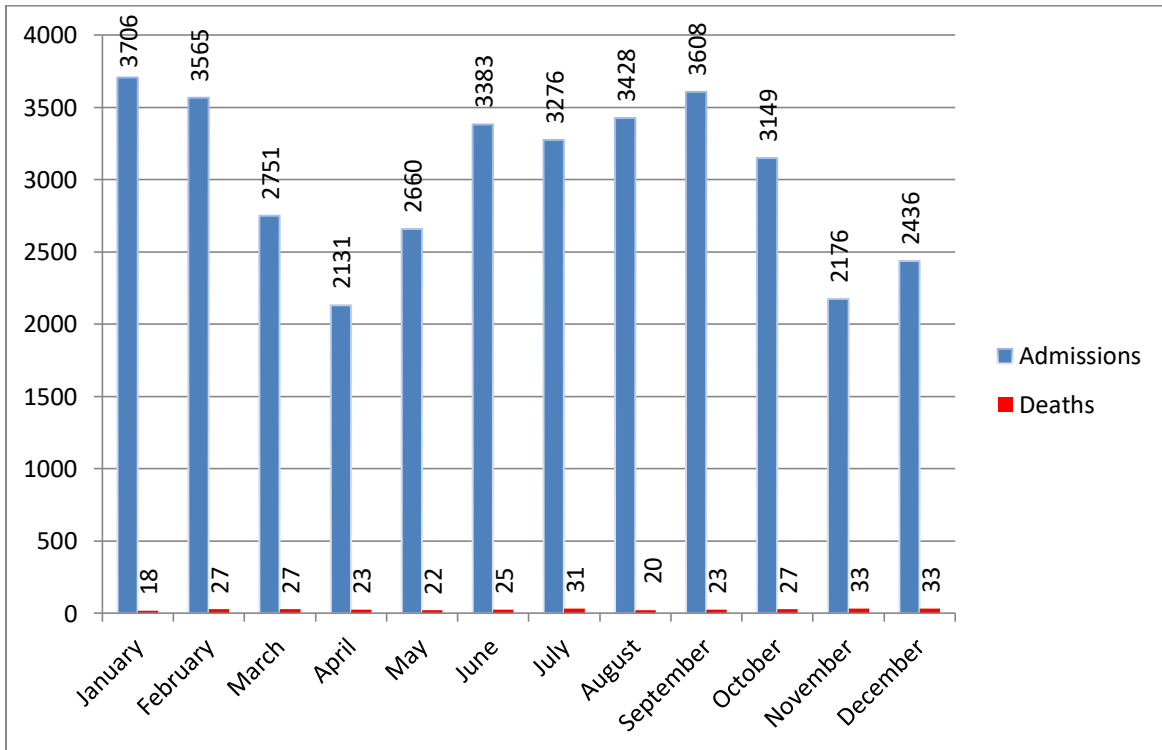
## OUT PATIENT DEPARTMENT - 2020

Months	Total no. of patients	Deaths
January	36107	13
February	41223	4
March	29167	4
April	11269	6
May	16227	9
June	25941	3
July	33480	10
August	33456	06
September	34723	07
October	27823	03
November	12504	10
December	18076	09



## EMERGENCY TREATMENT UNIT

Months	Admissions	Deaths
January	3706	18
February	3565	27
March	2751	27
April	2131	23
May	2660	22
June	3383	25
July	3276	31
August	3428	20
September	3608	23
October	3149	27
November	2176	33
December	2436	33
Total	36269	309



## ANNUAL ACTIVITY REPORT BY WARDS - WITH ETU - 2020

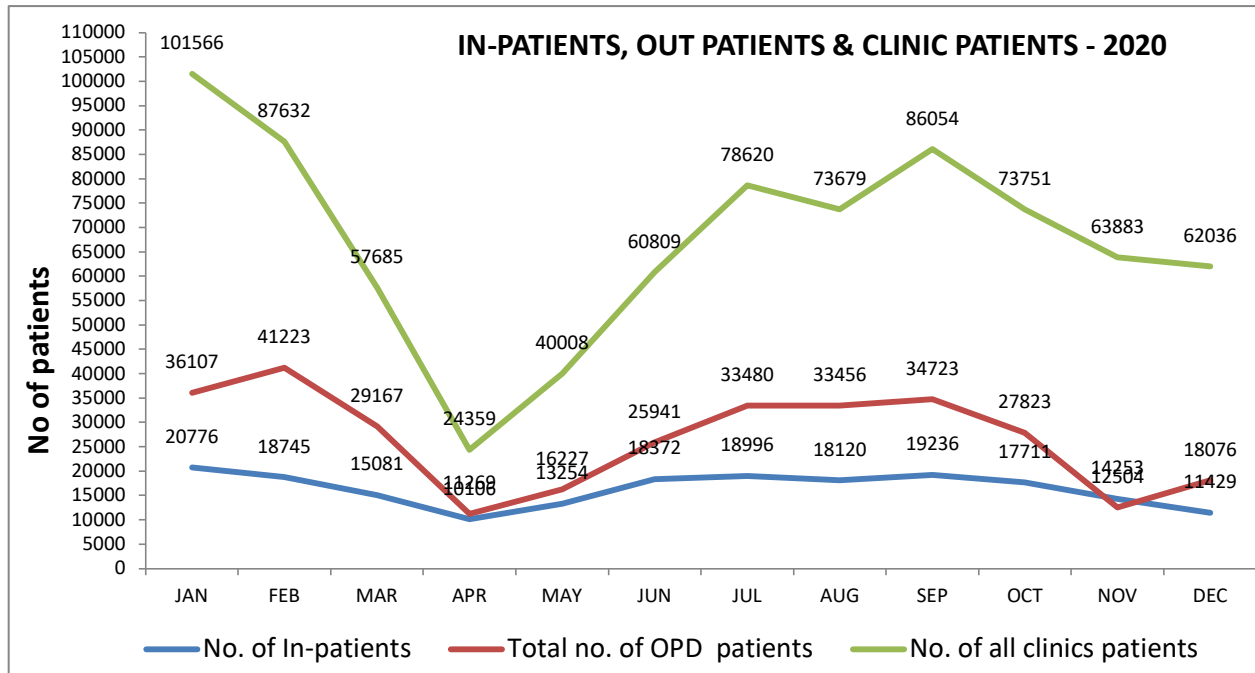
Ward	Description	Consultants Name	Beds	Admissions		Discharges			Deaths	Transfer out to other wards	Total Patient Days	Bed Occupancy %
				Direct Admissions	Transfer In	To Home	Other Hospitals	A.M.A.				
01-M- F	Pediatric	Dr. N.M.M. Arabepola	65	1854	141	1457	16	378	5	153	4257	18
02-M-F	Pediatric	Dr. K.S.D. Kularathna	70	1518	201	1246	39	235	12	209	3941	15
03-M	E.N.T.	Dr. Selvarathnam	32	221	6	201	0	4	0	12	654	
		Dr. W.M.C.Naranpanawa										
		Dr. S.B . Athulgama										
04-F	E.N.T.	Dr. Selvarathnam	41	2656	44	2654	0	9	0	39	5715	38
		Dr. W.M.C.Naranpanawa										
		Dr. S.B . Athulgama										
05 – G	Gynecology	Dr. S. Hemapriya	18	1970	24	1959	0	15	01	29	6468	98
05 – O	Obstetric	Dr. S. Hemapriya	77	2976	87	3042	5	6	0	32	15878	56
06 – G	Gynecology	Dr. H.B.Ekanayaka	28	2192	13	2159	0	8	2	26	6317	62
06 – O	Obstetric	Dr. H.B.Ekanayaka	67	3296	28	3311	2	7	0	33	14508	59
07 – G	Gynecology	Dr. W. Abeykon	23	2121	18	2115	3	4	0	18	5414	64
07 – O	Obstetric	Dr. W. Abeykon	62	3993	26	3998	5	0	1	19	17154	76
08	P.B.U.	Dr. Nalika Manike	28	796	37	642	4	0	57	122	4347	42
09 - F	Surgical	Dr. Pitigalaarachchi	24	3028	69	2176	16	286	33	613	8547	97
10 – M	Surgical	Dr. Pitigalaarachchi	33	4740	48	3364	21	587	26	821	12289	102
11 - M	Surgical	Dr. E.A.D. Udaya Kumara	51	3690	1008	2821	52	253	40	587	9832	53
12 - F	Surgical	Dr. E.A.D. Udaya Kumara	40	2310	806	2693	10	70	25	360	7170	49
15	Paying ward		3	23	10	29	0	0	1	2	258	23
16 – M	Surgical	Dr. S.M.M..Niyaz	42	2838	132	2606	6	71	21	260	6026	39
17 - F	Surgical	Dr. S.M.M..Niyaz	48	4322	371	3837	32	245	37	528	9001	51
18 M	Surgical	Dr. M.M. Senarathna	53	4374	227	3635	26	221	52	673	11927	61



19 - F	Surgical	Dr. M.M. Senarathna	34	2728	199	2418	18	77	31	364	7586	61
20- M-F	Gastrointestinal Surgery	Dr. C. Kappetiayagama	30	1527	104	1546	3	1	13	60	5360	49
21 - F	OMF & Plastic Surgery	Dr. Mrs. S. Abeyrathna	32	693	89	699	1	18	6	74	3929	34
		Dr. A.S Rathnayaka										
22 - M	OMF & Plastic Surgery	Dr. Mrs. S. Abeyrathna	33	717	212	848	4	19	1	65	6351	53
		Dr. A.S Rathnayaka										
23 - F	Orthopedic	Dr. B.M.S. Udagedara	63	2770	104	2769	8	24	26	69	11526	50
		Dr. Kapila Ranasinghe										
24 - M	Orthopedic	Dr. B.M.S. Udagedara	61	3501	310	3612	14	44	20	149	18541	83
		Dr. Kapila Ranasinghe										
26- M- F	Rheumatology	Dr. V.W.J.K. Wasanthathilaka	14	1269	141	779	32	54	17	540	2968	58
		Dr. Mrs. Thilaka Nissanka										
27- M-F	Onco surgery	Dr. Harsha Perera	33	1085	127	1087	7	5	5	109	5170	43
		Dr. B. Alagoda										
		Dr. Randima Nanayakkara										
28 - M	Medical	Dr. W.K.H. Kularathna	45	4990	196	4294	59	276	138	461	10293	62
29 - F	Medical	Dr. W.K.H. Kularathna	52	4256	446	4186	37	91	111	298	8789	46
30 - M	Medical	Dr. Mrs. T. Kannangara	44	4801	312	4019	82	260	192	562	12630	78
31 - F	Medical	Dr. Mrs. T. Kannangara	45	3939	757	3925	38	172	135	460	13586	82
32	Bikkhu		19	99	16	105	1	3	1	10	948	14
33-M	Medical	Dr. Mrs. Shifa Azer	46	4609	194	3951	46	255	148	446	13522	80
34-M- F	Gastro-intestinal Medical	Dr. Udaya Kalubowila	23	1512	188	1384	12	213	27	65	4171	50
35-F	Medical	Dr. Mrs. Shifa Azer	44	4205	227	3855	24	124	122	337	12587	78
36-M- F	Medical	Dr. Wasantha Disanayaka	26	312	40	280	19	10	4	53	673	7
37-M -38-F	Skin	Dr. Mrs. M.H.A. Chandani	47	559	511	984	8	26	4	57	5668	33
		Dr.D.M.Munasinghe										
39- F	Psychiatric	Dr. Mrs. S.C.Arabepola.	30	414	193	530	16	32	0	44	6806	62
		Dr. Gihan Abewardana										
40-M	Psychiatric	Dr. Mrs. S.C.Arabepola.	28	526	124	479	18	79	0	79	7406	72
		Dr. Gihan Abewardana										
41-M- 42- F	Chest	Dr. Mrs. Anoma Siribaddana	38	733	180	821	3	13	31	51	6387	46
44-M- 45M	Chest	Dr. D. Madagedara	73	1466	414	1522	16	54	63	241	9194	34
46-M- F	Neurology	Dr. Idunil Wijeweera	35	1192	203	1241	25	4	14	113	5088	40

47-M-F	Urology	Dr. Kanchana Edirisinghe	35	7024	482	7364	12	14	14	100	10024	78
		Dr. R.M. Herath										
48-M	Oncology	Dr. A.J. Hilmi	71	5144	287	2480	127	2178	204	435	23909	92
		Dr. Yoganathan										
		Dr. S.L.Kandegedara										
49-F	Oncology	Dr. A.J. Hilmi	62	9655	351	8832	296	475	176	257	28371	125
		Dr. Yoganathan										
		Dr. S.L.Kandegedara										
51-M-F	Neuro Surgical	Dr. R. Wickramasinghe	43	1819	648	1859	156	40	152	284	14144	90
52-M-F	Hematology	Dr. Mrs. Sunethra Athauda	20	1176	70	1020	0	97	10	122	2306	32
53-M-F	Ophthalmology	Dr. N.S.Senanayaka	87	7846	61	7834	14	16	1	69	12668	40
		Dr. Mrs. D. Baminiwaththa										
54-M-F	Ophthalmology	Dr. N.S.Senanayaka.	72	8163	102	8152	19	82	0	41	14942	57
		Dr. Mrs. D. Baminiwaththa										
61-F	Nephrology	Dr. A.Wasil	15	761	177	759	4	8	22	143	4127	75
		Dr. N. Nanayakkara										
62-F	Nephrology	Dr. A.Wasil	15	830	191	862	4	10	22	124	4282	78
		Dr. N. Nanayakkara										
63-M-F	Pediatric Surgery	Dr. M.M.Jeevanadan	27	147	1334	1351	16	6	1	109	2565	26
		Dr. Sampath Herath										
64-65-M-F	Nephrology	Dr. A.Wasil	27	1480	239	1492	4	10	13	205	6545	66
		Dr. N. Nanayakkara										
66-M-F	Nephrology & Vascular	Dr. A.Wasil	16	892	122	875	16	15	4	96	3280	56
		Dr. N. Nanayakkara										
		Dr.D.C.P. Fernando										
67-68 M	3 Forces ward – Norma ,Vascularl	Dr.Charith Weerasinghe	23	683	296	830	11	04	06	123	3546	42
69-F	Nephrology	Dr. A.Wasil	14	1053	1073	1785	8	51	86	217	6911	135
		Dr. N. Nanayakkara										
70-M-F	Pediatric Surgery	Dr. M.M.Jeevanadan	39	3057	6	1581	6	133	0	1345	3596	25
		Dr. Sampath Herath										
71-72M-F	Cardiology	Dr. Mrs. S.R.Jayawickrama	53	6450	2091	8184	10	15	9	359	17815	92
		Dr. G.Weerakoon										
		Dr. S.N.B. Dolapihilla										
		Dr. G.Mayuratharan										
73-74M-F	Neuro-Surgical	Dr. L .Siriwardana	33	789	165	759	242	3	25	124	4535	38
75-M-F	Cardiothoracic	Dr.K. Gnakanthan	9	35	422	42	53	1	6	404	1741	53
		Dr. M.Lansakkara										
		Dr. A. Abewickrama										
76-M-F	Cardiothoracic	Dr. K. Gnakanthan	14	89	404	378	9	0	0	112	3343	65
		Dr. M.Lansakkara										
		Dr. A. Abewickrama										
77-78M-	Cardiothoracic	Dr.K. Gnakanthan	38	440	54	155	2	7	1	342	6755	49
		Dr. M.Lansakkara										

F		Dr. A. Abewickrama										
CCU I	Cardiology	Dr. Mrs. S.R.Jayawickrama	8	27	1076	49	10	5	63	984	2153	73
		Dr. G.Weerakoon										
		Dr. S.N.B. Dolapihilla										
		Dr. G.Mayuratharan										
CCU II	Cardiology	Dr. Mrs. S.R.Jayawickrama	8	24	1069	35	7	0	52	999	2158	74
		Dr. G.Weerakoon										
		Dr. S.N.B. Dolapihilla										
		Dr. G.Mayuratharan										
CTICU	Cardiothoracic ICU	Dr. Mrs.Jagathi Perera Dr.A.J. Jayasekara	6	15	396	13	0	1	35	364	1532	70
DU	Dialysis Unit	Dr. A.Wasil	33	23107	3230	23080	8	0	21	3222	41293	342
		Dr. N. Nanayakkara										
EDU	Emergency Dialysis Unit	Dr. A.Wasil Dr. N. Nanayakkara	7	1638	1983	1637	0	0	4	1980	2933	114
KT ICU	Kidney Transplant	Dr. Vasana Jayawardana	7	19	223	15	2	0	37	188	813	32
MICU	Medical Intensive Care Unit	Dr. Budduni Ibulpitiya	9	14	247	4	5	0	82	173	2540	77
NSICU	Neuro Surgical ICU I	Dr. Ravi Weerakoon	5	3	253	4	1	0	35	208	1717	94
	Neuro Surgical ICU II											
NSICU II	Neuro Surgical ICU II	Dr. Ravi Weerakoon	5	13	214	4	2	0	36	179	1466	80
PICU	Pediatric ICU	Dr. Sakunthala Piris	18	14	263	11	10	0	39	211	1453	22
SBU	Sick Baby Unit	Dr. Nalika Manike	22	466	924	398	11	1	17	971	4250	53
SICU	Surgical Intensive Care Unit	Dr.Saman Karunarathna Dr. Mrs. D.P.A.K. Vithana Dr. Vasana Jayawardana Dr, Mrs.Kiriwaththuduwa Dr. C.V.Uduwela	8	21	845	14	3	1	115	732	2604	89
			4	3	6	0	5	0	1	1	0	0
ETU	Emergency Treatment Unit		6	36264	5	6550			310	29402		



## Maternal & Perinatal Statistics - January - December 2020

Deliveries				
	Ward 05	Ward 06	Ward 07	Total
January	196	191	237	624
February	201	169	232	602
March	197	185	276	658
April	229	206	238	673
May	205	223	284	712
June	233	230	293	756
July	218	197	269	684
August	181	231	226	638
September	196	173	247	616
October	186	226	287	699
November	188	253	286	727
December	182	234	256	672
Total	2412	2518	3131	8061
Average	201	210	261	672

Live Births				
	Ward 05	Ward 06	Ward 07	Total
January	195	192	237	624
February	203	172	235	610
March	200	188	273	661
April	228	205	241	674
May	204	223	285	712
June	235	229	290	754
July	216	195	275	686
August	182	235	226	643
September	196	168	249	613
October	187	224	289	700
November	192	251	285	728
December	184	236	255	675
Total	2422	2518	3140	8080
	202	210	262	674

IUD				
	Ward 05	Ward 06	Ward 07	Total
January	2	2	4	8
February	1	1	0	2
March	2	1	7	10
April	1	7	4	12
May	2	2	2	6
June	2	4	5	11
July	3	3	2	8
August	2	0	3	5
September	3	5	2	10
October	2	3	2	7
November	0	3	3	6
December	0	2	3	5
Total	20	33	37	90
Average	1.67	2.75	3.08	7.5

Neonatal Deaths							
	5	6	7	SBU	PBU	PICU	Total
January	1	1	2	1	1	0	6
February	0	0	0	2	3	1	6
March	0	0	1	1	7	1	10
April	0	0	0	0	1	0	1
May	0	0	0	2	2	2	6
June	0	0	1	1	1	0	3
July	0	0	0	1	4	1	6
August	0	0	0	0	4	1	5
September	0	0	0	1	4	0	5
October	1	0	0	0	6	1	8
November	0	0	0	2	5	0	7
December	0	0	0	1	6	0	7
Total	02	01	04	12	44	07	70

Perinatal Deaths							
	Ward 05	Ward 06	Ward 07	SBU	PBU	PICU	Total
January	3	3	6	1	1	0	14
February	1	1	0	2	3	1	8
March	2	1	8	1	7	1	20
April	1	7	4	0	1	0	13
May	2	2	2	2	1	2	11
June	2	4	5	1	1	0	13
July	3	3	2	1	4	1	14
August	2	0	3	0	4	1	10
September	4	5	2	1	5	0	17
October	3	3	2	0	6	0	14
November	0	3	3	2	5	0	13
December	0	2	3	1	6	0	12
Total	23	34	40	12	44	6	159
Average	1.92	2.833	3.333	1	3.67	0.5	13.25

Infant Deaths				
	SBU	PBU	PICU	Total
January	0	1	3	4
February	1	1	2	4
March	1	2	5	8
April	0	1	2	3
May	0	2	4	6
June	4	3	0	7
July	0	1	3	4
August	2	0	1	3
September	0	2	0	2
October	1	1	1	3
November	1	5	2	8
December	1	0	3	4
Total	11	19	26	56
Average				

Maternal Deaths		
	Number	Places
January	1	NSICU 1
February	0	
March	2	MICU,CTICU
April	0	
May	1	ETU
June	0	
July	0	
August	0	
September	1	SICU
October	1	SICU
November	0	
December	0	
Total	06	
	0.5	



[www.shutterstock.com](http://www.shutterstock.com) · 1367016470

**DISTRIBUTION OF SPECIALISTS BY INSTITUTION AS ON DECEMBER 2020**

	<b>Specialty</b>	<b>Male</b>	<b>Female</b>
1	General Physicians	06	02
2	General Surgeons	06	
3	Obstetricians & Gynecologists/ ROG	03/01	
4	Cardiologists/Resident Cardiologist	03/03	01
5	Chest Physicians/Respiratory	01/02	01
6	Cardiothoracic Surgeons	03	
7	Neurologists	03	
8	Neuro Surgeons	02	
9	Dermatologists	01	02
10	Rheumatologists	01	01
11	Psychiatrists	01	01
12	Pediatricians	02	03
13	Pediatric surgeons	01	01
14	ENT Surgeons	03	
15	Eye Surgeons /Vitro Retinal	03	021
16	Orthopedic Surgeons	02	
17	Plastic Surgeons	01	01
18	Genito-Urinary Surgeons	02	
19	Anesthesiologists	06	05
20	Histopathologists/Chemical Pathologists/Pathologists	01	03
21	Hematologists		03



22	Bacteriologists/Microbiologists/Virologists/Mycologist	02	
23	Oncologists	03	
24	Radiologists	02	01
	Diagnostic Interventional Radiologist	01	
25	Venereologists		01
26	Mycologists		
27	Public Health /Community Health Physicians		
28	Specialist Dental Surgeons		
	1. Orthodontists	-	01
	2. Maxillo-facial	01	01
	3. Restorarative	01	-
29	Endocrinologists	01	01
30	Gastroenterologists	01	
31	Gyn-Oncologist	01	

32	Judicial Medicine	02	
33	Nephrologists	03	
34	Vascular & transplant surgeons	02	
35	Neurophysiologists	01	
36	Cardiac Electrophysiologists	01	01
37	Neonatologists		01
38	Transfusion Physician		01
39	Immunologist		01
40	Any others (specify) i. Onco surgeon	01	
	ii. Renal transplant	01	
	iii. G.I. Surgeon	01	
	iv. Con. Infertility	01	
	v. Virologist		01

	vi. Forensic Psychiatrist	01	
	<b>Total</b>	<b>86</b>	<b>37</b>
		<b>123</b>	

**STATISTICS OF MEDICAL AND OTHER PERSONNEL AS AT 31ST DECEMBER -2020**

Category of Staff		Present Strength	
		Male	Female
1	(a) Administrative Grade ( Senior and Deputy) Medical	01	02
	Non Medical		
	(b)Specialists/Consultants(other than administrative grade)	84	35
	Act. Consultants		
<b>2 Medical Officer</b>			
	Hospital Medical Officers(D.M.O,S.H O.,H.O,MO in OPD etc)	284	339
	Internee Medical Officers	41	74
	PGIM Trainees	70	74
	Other Medical Officers (Specify) 1. Post Internee		
<b>3 Dental Surgeons</b>			
	(a) Consultant Dental Surgeons	02	02
	(c) Hospital Dental Surgeons	10	12
<b>4 Registered/ Assistant Medical Officers</b>			
	Registered/ Assistant Medical Officers	01	01
<b>5 Nursing Staff</b>			
	(a) Matrons	07	06
	(b) Ward Sisters	06	44
	(c) Principals/Sister Tutors		01
	(d) Nursing Officers	187	1788
	(e) Mid Wife		44

6	Hospital Accountants	01	01
7	Hospital Secretary	01	01
8	Nutritionist		
9	Biochemist		01
10	Physicist	04	
11	M.R.O.		01
	M.R.A.		02
	D.O./D.A.	08	30
12	Pharmacists	29	43
13	Medical Laboratory Technologists	25	48
14	Radiographers	25	07
15	Therapy Radiographers	09	02
16	Physiotherapists	24	23
17	Speech therapists		05
18	Occupational therapists	01	03
19	Audiology Technician	02	01
20	Orthotis & Prosthetist	02	
21	Orthoptist	01	01
22	Dental Technician	03	
23	Ophthalmic Technician	05	09
24	PHI	01	
25	ECG Technician	09	09
26	EEG Technician	03	04
27	Perfusionist	06	

28	Technical Officer	01	
29	Management Assistant	25	71
30	ICT assistant	01	01
31	Ward Clark		18
32	Psychiatric Social Worker	02	03
34	Hospital Overseer	06	08
35	Driver	28	
36	Telephone operator	04	04
37	House warden	06	08
38	Diet stewardess		08
39	Lab orderly	07	11
40	Messenger		
41	Seamstress		10
42	Carpenter	01	
43	Cook	17	03
44	Shoe Maker		
45	Orthopedic Technical Aide	05	
46	Attendants	65	257
47	KKS		06
48	Lift operator	15	
49	Watcher		
50	Saukya Karya Sahayaka (Junior)	376	365
51	Saukya Karya Sahayaka (Ordinary)	288	364
52	Saukya Karya Sahayaka (Substitute)	78	105

53	Book Binder	02	
54	Store man	01	
55	Plumber		
56	Transport Foreman	01	
		<b>1604</b>	<b>3758</b>
<b>Total</b>		<b>5362</b>	



www.shutterstock.com · 1592852011

Number of Beds by Wards-December 2020

Ward	Type of Ward Medical, Surgical Maternity,etc	Number of patient Beds in the Ward				
		Male Only	Female Only	Male & Female Together	Children	Other Beds (Eg. Examination, Labour Room, etc.)
1	Paediatric			25	36	01
2	Paediatric			21	36	01
3	ENT	34				01
4	ENT		34		Cots 06	01
5	Ante-natal beds		22			02-Examinations beds <b>09 -Labour room</b>
	Post natal beds		25			01-Examinations beds
	Caesarean beds		30			01-Examinations beds
	Gynecology beds		19			01-Examinations beds
	High dependency unit		02			
6	Ante-natal beds		25			01-Examinations bed <b>10- Labour room</b>
	Post natal beds		14			
	Caesarean beds		26			01-Examinations beds
	Gynecology beds		28			01-Examinations beds
	High dependency unit		02			
7	Ante-natal beds		22			03 - Examinations beds <b>10 - Labour room</b>
	Post natal beds		<b>25</b>			
	Caesarean beds		30			
	Gynecology beds		19			
	High dependency unit		02			
8	Premature Baby				Cots -01	



(PBU)	Unit				Incubators - 18 Warmers -03	
9	Surgical		25			01
10	Surgical	33				01
11	Surgical	51				01
12	Surgical		38		Cots - 02	01
15	Paining ward			03		
16	Surgical		39			01
17	Surgical	39				01
18	Surgical	53				01
19	Surgical		33		Cot- 01	01
20	Gastrointestinal	12	18			01
21	Dental		12		Cots- 03	01
	Plastic Surgery		11		Cots- 03	
22	Dental	14				01
	Plastic Surgery	17				
23	Orthopedics		52		Cots - 08	01
24/25	Orthopedics	61				01
26	Rheumatology	02	06			01
27	Cancer Surgery	12	22			02
28	Medical	45				
29	Medical		52			
30	Medical	44				Examinations bed 01
						Folding Beds 28
31	Medical		45			Examinations bed 01
						Folding Beds 28
32	Bikku	21				
33	Medical	48				Folding Beds 19
35	Medical		44			Folding Beds 09
34	Gastro intestinal	12	12			
36	Medical	17	09			
37	Skin					
38	Skin				Cots-03	
39	Psychiatric		30		Cot -01	
40	Psychiatric	28				
41	Tuberculosis	21				
42	Tuberculosis		19			
44	Tuberculosis	24				
45	Tuberculosis		25			
46	Neurology	20	13			
47	Urology	32	07			

48	Cancer	70				01
49	Cancer		65			
51	Neuro-Surgical	22	14			
52	Hematology	06	12			
53	Ophthalmology		13			
54	Ophthalmology	13				
55A	Ophthalmology		40			
55,56	Ophthalmology		30			
57	Ophthalmology	29				
58	Ophthalmology	12				
59	Ophthalmology	32				
61	Nephrology		15			03
62	Nephrology		15			
63	Pediatric Surgery			04	Cots - 21 Incubator -04	03
64	Nephrology			14		
65	Nephrology	13				
66 - 1	Kidney Transplant			07		02
66 - 11	Vascular			08		
67	03- Forces	16				
68	Vascular	09				02
69	Nephrology	21				
70	Pediatric Surgery(C			10	Cots - 24	02
71	Cardiology	29				
72	Cardiology		24			
73	Neuro Surgery		12			
74	Neuro Surgery	20				
75	Cardiothoracic (HDU)			08		01
76	Cardiothoracic(P ost operation)			14		
77	Cardiothoracic(Pr e operation)			22		
78	Cardiothoracic(Pr e operation)			16		04
DU	Haemo Dialysis - 1			18		
	Haemo Dialysis - 11			15		
NICU &KTICU	Nephrology ICU &Transplant ICU			03		
CAPD	Continuous Ambulatory Peritoneal Dialysis			10		
EDU	Emergency Dialysis Unit			07		02
NDU	New dialysis					

	Unit(Hanthana)						
PSICU	Pediatic Surgical ICU				Cots 04		
				04	Incubators 05		
					Warmers 02		
CCU I	Coronary Care Unit			08			
CCU II	Inter-mediate Coronary Care Unit			08			
SICU	Surgical Intensive Care Unit			08			
NSICU-I	Neuro Surgical Intensive Care Unit-I			05			
MICU	Medical Intensive Care Unit			08			
NSICU-2	Neuro Surgical Intensive Care Unit-II			05			
CTICU	Cardiothoracic Intensive Care Unit			06			
Diabetic & Endocrine day treatment unit				02			
New dialysis unit (Hanthana)		Dialysis chairs - 25 Hemodialysis Beds - 12 CAPD & APD beds - 06					
SBU	Sick Baby Unit				Cots - 15 Incubators-04 Warmers -03		
Covid ICU	Covid Intensive Care Unit			04			
<b>Total (InpatientBeds)</b>		<b>943</b>	<b>1072</b>	<b>317</b>	<b>264</b>		
							<b>2596</b>
		<b>Number of beds in the OPD</b>			08		
		<b>Number of beds in the ETU</b>			Beds - 08		
					Trolly - 12		
		<b>Number of beds in the clinic</b>			126		



www.shutterstock.com · 1699524841

**NUMBER OF ADMISSIONS - YEAR 2020**

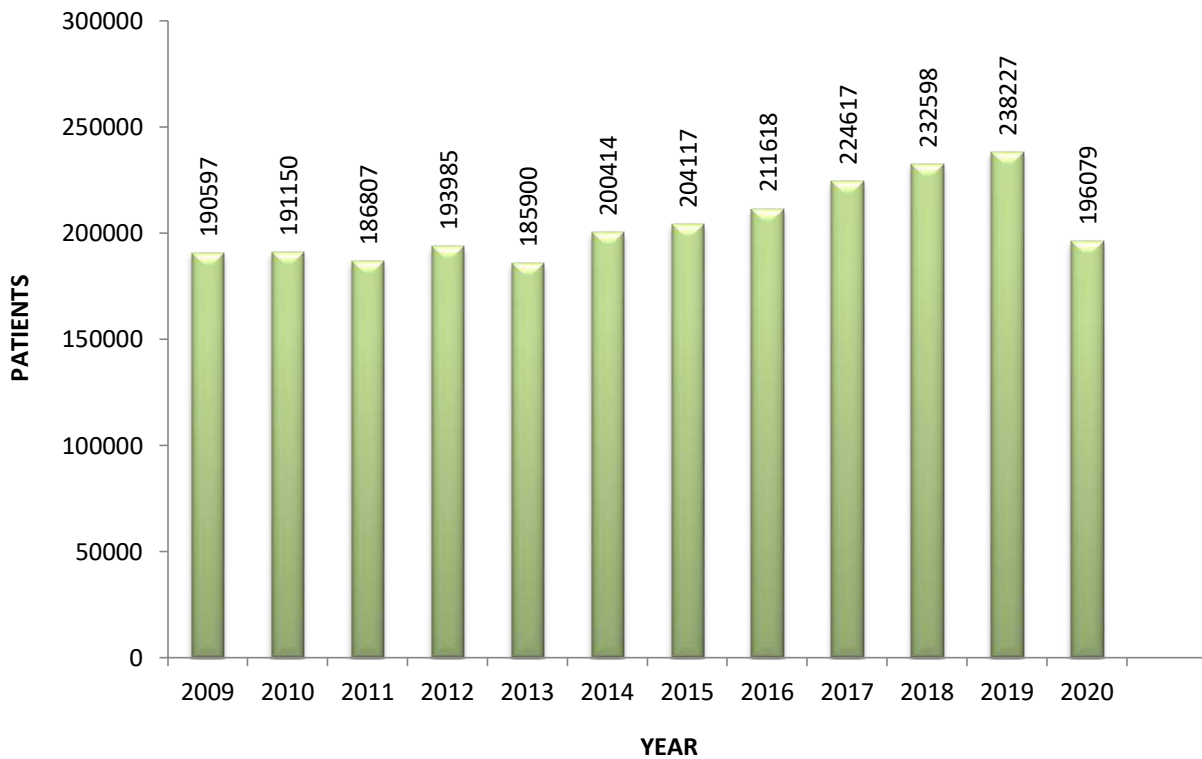
<b>Month</b>	<b>Total Admissions</b>	<b>Average per Day</b>
January	20776	670
February	18745	646
March	15081	486
April	10106	336
May	13254	428
June	18372	612
July	18996	613
August	18120	584
September	19236	641
October	17711	571
November	14253	475
December	11429	369
	196079	536

**Daily Average Total Admissions = 196079/ 365 = 536**

## **NUMBER OF ADMISSIONS - Last few years (2009 – 2020)**

Year	No. of Admissions	
2009	190597	522
2010	191150	524
2011	186807	511
2012	193985	530
2013	185900	509
2014	200414	549
2015	204117	559
2016	211618	578
2017	224617	615
2018	232598	637
2019	238227	653
2020	196079	536

### **TOTAL NUMBER OF PATIENTS ADMISSION FOR LAST 12 YEARS**



## Total no. of Deaths at NHK - Year 2020

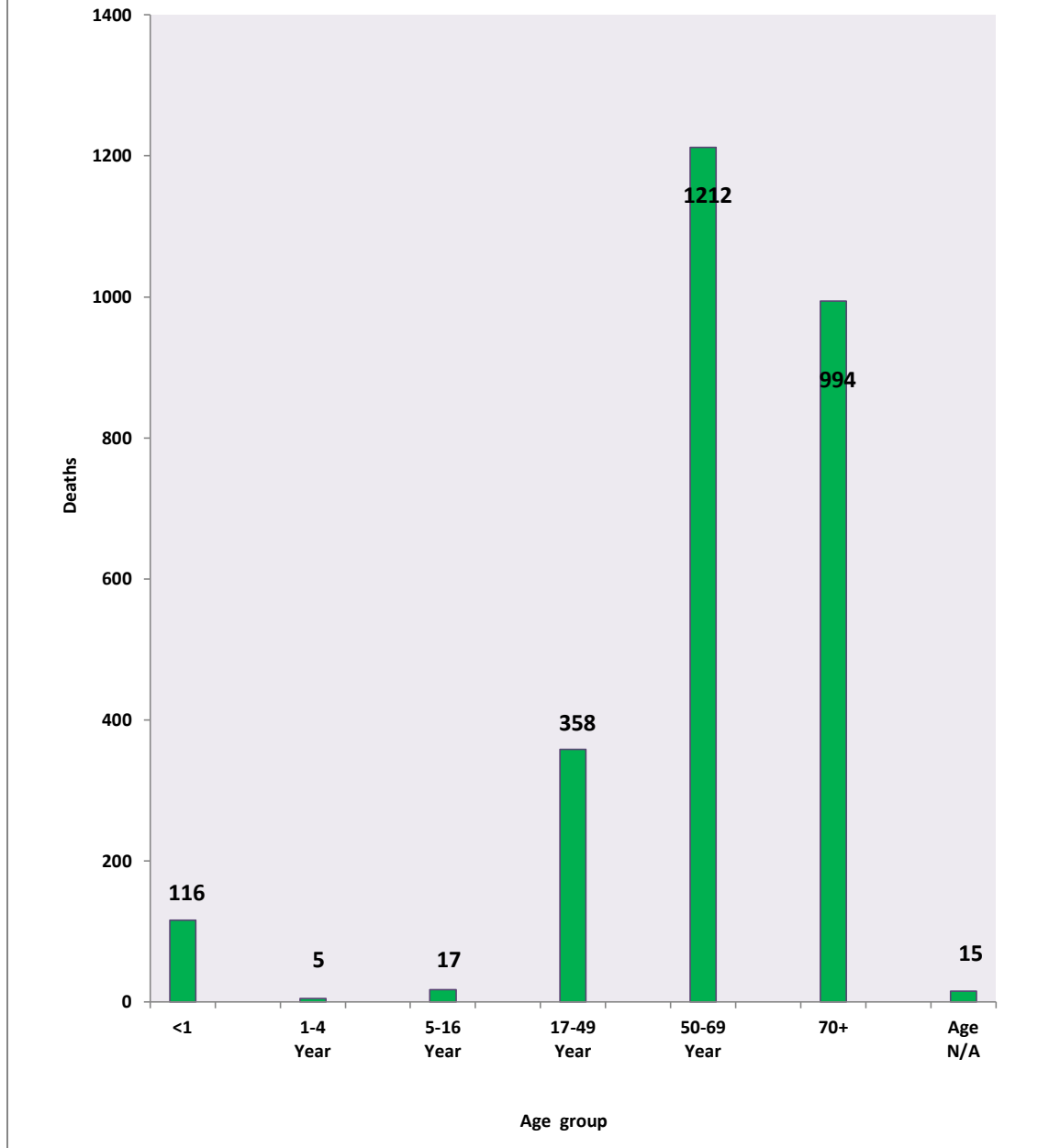
1	Total no of deaths	2717
2	Deaths under 48 hours	1111
3	Deaths over 48 hours	1606
4	Male	1608
5	Female	1109
	<i>Death Rate (000)</i>	

Month	Total Deaths	Average per day	Death rate ( per 1000)
January	273	09	13.1
February	232	08	12.3
March	197	06	13.06
April	161	05	15.93
May	235	08	17.7
June	213	07	16.07
July	229	07	12.05
August	254	08	14.01
September	254	08	13.2
October	245	08	13.8
November	213	07	14.9
December	211	07	18.4
<b>Total</b>	<b>2717</b>	<b>07</b>	<b>13.8</b>

## Total Deaths occurred within 48 hours of Admissions - Year 2020

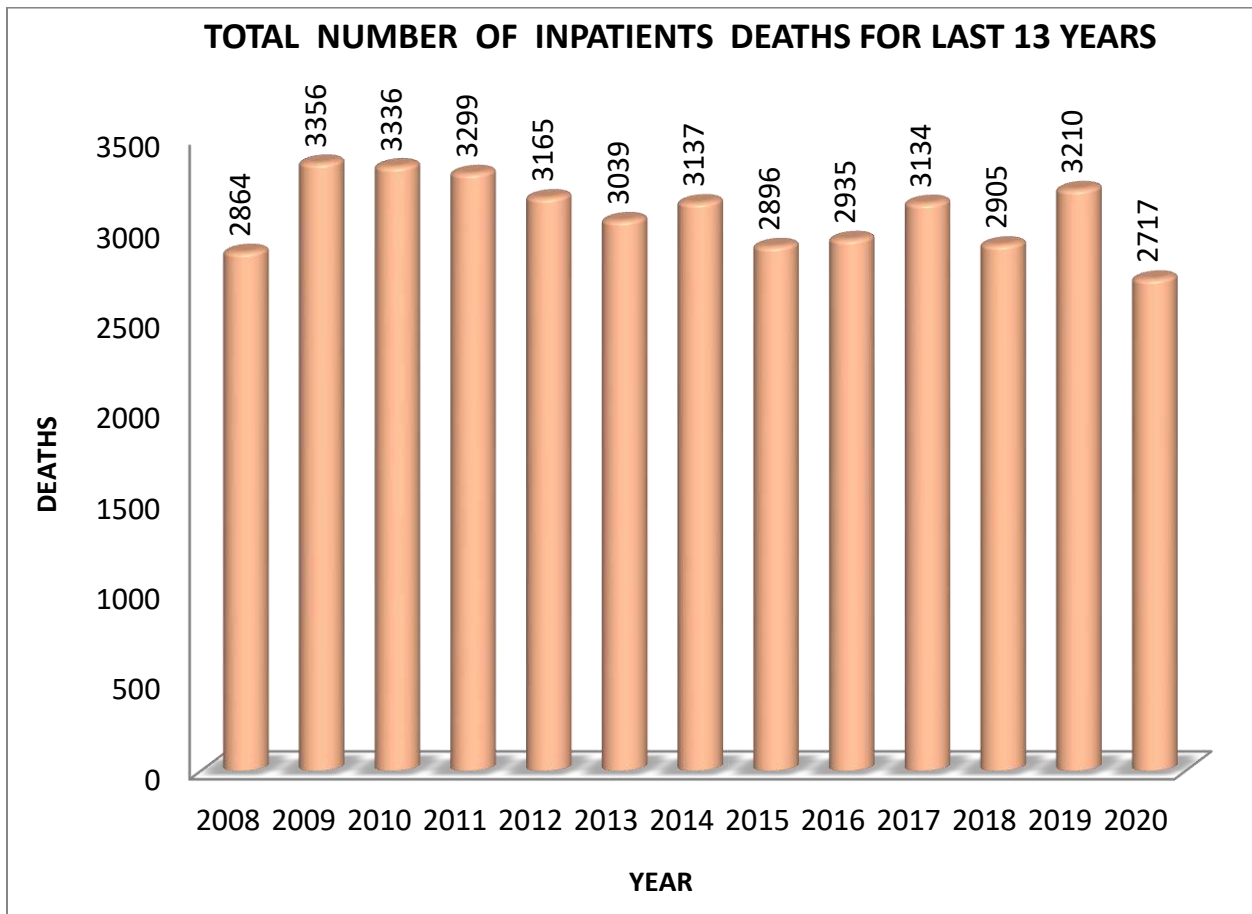
Month	Deaths Under 48 hours	Deaths Over 48 hours	Total Deaths	Total Admissions
January	89	184	273	20776
February	97	135	232	18745
March	73	124	197	15081
April	77	84	161	10106
May	103	132	235	13254
June	74	139	213	18372
July	93	136	229	18996
August	121	133	254	18120
September	99	155	254	19236
October	101	144	245	17711
November	81	132	213	14253
December	103	108	211	11429
<b>Total</b>	<b>1111</b>	<b>1606</b>	<b>2717</b>	<b>19079</b>

### Deaths By Age 2020



**No. of Deaths last few years - (From 2008 to 2020)**

Year	No. of Deaths
2008	2864
2009	3356
2010	3336
2011	3299
2012	3165
2013	3039
2014	3137
2015	2896
2016	2935
2017	3134
2018	2905
2019	3210
2020	2717





**NOTIFIABLE DISEASES - 2020**

DISEASE	J	F	M	A	M	J	J	A	S	O	N	D	TOTAL
AFP / GBS									01		01		02
Chickenpox	01	01											02
Dengue Fever	75	16	06	05	45	216	199	114	62	34	22	12	806
Dysentery	02	01				01	01			01			06
Encephalitis													
Fever of 7 days													
Food poisoning				01			02	02		02			07
Influenza H1N1	18	11	09	01		01							40
Leprosy	01		04	02		02		01	02		02		14
Leptospirosis	03	01	01	09	17	17	32	14	12	11	15	16	148
Leshmaniasis	07	03	05		01	05	03	01	06	01	04	03	39
Measles													
Meningitis													
Tuberculosis				01	01				01				03
Mumps													
Typhoid Fever							01			01			02
Typhus Fever								01					01
Viral Hepatitis	01					01	01		04	03			10
Whooping cough													
Hansens Disease													
Hepatitis A													
Human Rabies													
Tetanus						01							01
Malaria													
Total	108	33	25	19	64	244	239	133	88	53	44	31	1081

## Laboratory

### A. Summary of Laboratory investigations

Laboratory	Number of tests performed for year
Biochemistry	690014
Bacteriology	152954
Dialysis unit	335897
Hematology	244005
Histology & Pathology	104152
OPD Lab	96019
Cancer Unit	26786
Emergency Lab	404294
Virology	36451
Infertility	594
Total	2061169



www.shutterstock.com · 1073659406

## MONTHLY LACTATION MANAGEMENT CENTER RETURN -2020

### Reason for LMC referrals

	Reason	Number of visits
1	Difficult attachment	280
2	Feeling of not enough milk	777
3	Infrequent sucking	1264
4	Poor weight gain	232
5	Excessive crying	13
6	Refusal of feeds	01
7	Fever	125
8	Vomiting	129
9	Jaundice	372
10	Reduced urine output	307
11	Jaundice	
12	Excessive weight loss	06
13	Breast conditions	63
14	Small baby	353
15	Baby with congenital defects	11
16	Others	472
	Total number of visits	4389

Summary statistics		
1	Number of 1 <sup>st</sup> visits	4389
2	Number of subsequent visits	1629
3	Referrals from wards	3746
4	Referrals from OPD/Clinics	235
5	Referrals from field staff	02
6	Referrals from private sector	13
7	Self- Referrals	26

Characteristics of newborns referred to LMC			
Birth weight category	Number	POA in completed weeks	Number
No of LBW babies (1.5 - 2.5 kg)	1123	< 37 weeks	725
No of VLBW babies (1 - 1.5 kg)	74	37 -41 (completed weeks)	3376
No of ELBW babies (< 1 kg)	03	42 or more	

	Final Diagnosis/Diagnosis	Number
<b>Maternal conditions</b>		
1	Incorrect positioning and attachment	534
2	Flat or inverted nipples	188
3	Engorged breast	45
4	Large or small breast	77
5	Cracked nipples	11
6	Postpartum mental conditions	
7	Other	3344

	Neonatal conditions	
1	Cleft palate / Cleft lip	06
2	Other congenital defects	02
3	Birth asphyxia	01
4	Neonatal sepsis	
5	Neonatal jaundice	179
6	Other neonatal conditions	02



## DSA / Interventional Radiology Unit

### Major Procedures

No	Procedures	J	F	M	A	M	J	J	A	S	O	N	D	T
1	Cerebral DSA	16			06	11	24	25	12	19	17	21	18	169
2	L/L DSA	11				07	07	05	05	14	08	03	04	64
3	Angioplasty	12			01		02	06	07	03	06	11	02	50
4	TACE	04			02									06
5	A/G Stenting			05		02	02	04	06	03	01	04	03	30
6	Venogram/Nephrostogram /Cholangeogram / Cystogram	01	03	03		01	03	03	03	01	01	04	01	24
7	IJC/Perm cath	02	01	05	01	03	05	02	01	01	01	03	01	26
8	Embolization	01				06	11	08	07	12	08	01	03	57
9	EBD									01				01
10	TIPS							01						01
11	Liver Biopsy						01							01
12	Spinal DSA						01							01
13	Sclerotherapy					01	01	02	03	01	01	02	01	26
14	Renal DSA													12
15	IVC filter		01							01				02
16	Catheter Insertion			01				01				01	01	04
17	Venoplasty							01					02	03
18	Urinary stenting		03											03
19	Plural Aspiration		01											01
20	Fistulogram		01											011
21	Permcath Readjustment		01											01
22	Catheter directed Thrombolitics		01											01
23	Steroid Injection		01											01
24	LN FNAC (GA)		01											01
25	Other	04				04	04	01	01	02	02		02	20
	Total	51	14	14	10	35	61	59	45	58	45	50	38	480
	Total Referrals		323	242	106	173	347	404	309	359	322	250	362	960



## Minor Procedures

No	Procedures	J	F	M	A	M	J	J	A	S	A	N	D	T
1	FNAC	55	78	46	10	28	67	94	80	69	76	70	20	693
2	Biopsy	59	59	36	11	27	51	48	54	56	52	50	22	525
3	Aspiration	56	38	32	21	21	30	50	25	44	42	27	13	399
4	Pigtail Insertion	14	4	12	14	11	14	27	11	14	7	13	13	154
5	IJC	2	5	3	4	1	4	7	7	5	7	4	2	51
6	RFA	3	2	2			1	4	3	1	1		4	21
7	Wire localization	1	1	2		1	2	2		5	3			17
8	CV Line Insertion	1	1						1					03
9	Steroid/ Other Injections	2	2				2	3	1	3	1	4	3	21
10	Catheter Bulb Puncture	2				1	1	3	2	1		3	1	14
11	Nephrostomy		6											06
12	E.B.D.		1											01
13	Perm Cath		1											01
14	Others			2	2									04
	<b>Total</b>	<b>195</b>	<b>198</b>	<b>138</b>	<b>62</b>	<b>90</b>	<b>173</b>	<b>238</b>	<b>183</b>	<b>198</b>	<b>189</b>	<b>171</b>	<b>78</b>	<b>1913</b>



**BED STRENGTH IN ICUs - 2020**

	ICU		Beds	Cots	Incubators
1	Medical Intensive Care Unit	MICU	09		
2	Surgical Intensive Care Unit	SICU	08		
3	Neuro Surgical Intensive Care Unit I	NSICU I	05		
4	Neuro Surgical Intensive Care Unit II	NSICU II	05		
5	Coronary Care Unit I	CCU I	08		
6	Coronary Care Unit II	CCU II	08		
7	Pediatric Intensive Care Unit	PICU	05	Cots 04	Incubators-06 Warmers- 01
8	Cardiothoracic Intensive Care Unit	CTICU	06		
9	Kidney Transplant Intensive Care Unit	KTICU			
10	Nephrology Intensive Care Unit		03		
11	Covid Intensive Care Unit		04		
	Total		61	04	07

**OPERATION THEATRES - 2020**

	Name of the theatre		No of theatre rooms	No of beds
1	Main Theatre		04	04
2	New Theatre		04	04
3	Cardiothoracic Theatre	OTCT	02	02
4	Gyn & Obs Theatre	OTC	04	04
5	Orthopedic Theatre	OTD	04	05
6	Pediatric Theatre		03	03
7	ENT Theatre		03	03 Chairs-01
8	Eye Theatre		05	08
9	Neuro Theatre II		01	01
10	Kidney Transplant Theatre		02	02
11	OPD Theatre	OT –OPD	01	01
	Total		33	37

**SPECIAL Units - 2020**

1	CCU I	Coronary Care Unit I
2	CCU II	Coronary Care Unit II
3	CTICU	Cardiothoracic Intensive Care Unit
4	NSICU I	Neuro Surgical Intensive Care Unit I
5	NSICU II	Neuro Surgical Intensive Care Unit II
6	MICU	Medical Intensive Care Unit
7	PICU	Pediatric Intensive Care Unit
8	SICU	Surgical Intensive Care Unit
9	SBU	Sick Baby Unit
10	PBU	Premature Baby Unit
11	ETU	Emergency Treatment Unit
12	DU	Dialysis Unit
13	KTICU	Kidney Transplant Intensive Care Unit
14	IICU	Covid Intensive Care Unit

**Basics Hospital Statistics**

Item	Value
Land area	58.409 acres
Number of wards	78
Bed Strength	2629
Number of ICU units	11
Number of Operating Theatres	11
Number of Labor Rooms	03
Number of Labor room beds	26

Item	Average Value		
	Annually	Monthly	Daily
Total Number admissions	196079	16340	536
OPD patients	319996	26666	874
Clinic patients	817473	68123	2234
Total Number of surgeries	56734	44648	151
Total number of Deliveries	7954	663	22
Total number of Births	8060	672	22
Total number of Hospital deaths(Inpatients)	2717	226	07



**Expenditure Details -2020 (Recurrent)**

<b>Vote</b>	<b>Object Details</b>	<b>Allocation</b>	<b>Total Expenditure</b>	<b>Savings/Excess</b>
111-1-5-0-1001	Salaries and wages	2,694,638,825.00	2,689,416,352.19	5,222,472.81
111-1-5-0-1002	Over time and Holiday Payments	2,453,389,815.00	2,473,035,358.69	(19,645,543.69)
111-1-5-0-1003	Other Allowances	1,159,998,384.00	1,176,723,080.95	(16,724,696.95)
111-1-5-0-1101	Travelling	5,962,918.00	7,426,821.45	(1,463,903.45)
111-1-5-0-1201	Stationery and Office requisites	19,524,151.00	17,412,346.35	2,111,804.65
111-1-5-0-1202	Fuel	16,710,775.00	16,317,333.27	393,441.73
111-1-5-0-1203	Diets and Uniforms	137,681,759.00	131,914,901.95	5,766,857.05
423-1-2-0-1204	Medical Supplies	1,090,000,000.00	1,059,383,895.99	30,616,104.01
111-1-5-0-1205	Other	38,474,600.00	34,556,348.28	3,918,251.72
111-1-5-0-1301	Vehicles	8,538,852.00	8,801,999.98	(263,147.98)
111-1-5-0-1302	Plant Machinery and Equipment	2,899,511.00	2,537,449.45	362,061.55
111-1-5-0-1303	Building and Structures	113,443,678.13	107,523,468.75	5,920,209.38
111-1-5-0-1401	Transport	10,689,500.00	10,129,800.00	559,700.00
111-1-5-0-1402	Postal and communication	32,318,856.00	44,575,929.17	(12,257,073.17)
111-1-5-0-1403	Electricity & Water	240,407,453.00	243,842,976.76	(3,435,523.76)
111-1-5-0-1404	Rents and Local Taxes	2,490,464.00	2,490,464.14	(0.14)
111-1-5-0-1409	Other	330,398,642.93	329,804,386.86	594,256.07
111-1-5-0-1506	Property Loan Interest	33,477,148.00	46,500,971.17	(13,023,823.17)
	<b>Total</b>	<b>8,391,045,332.06</b>	<b>8,402,393,885.40</b>	<b>(11,348,553.34)</b>

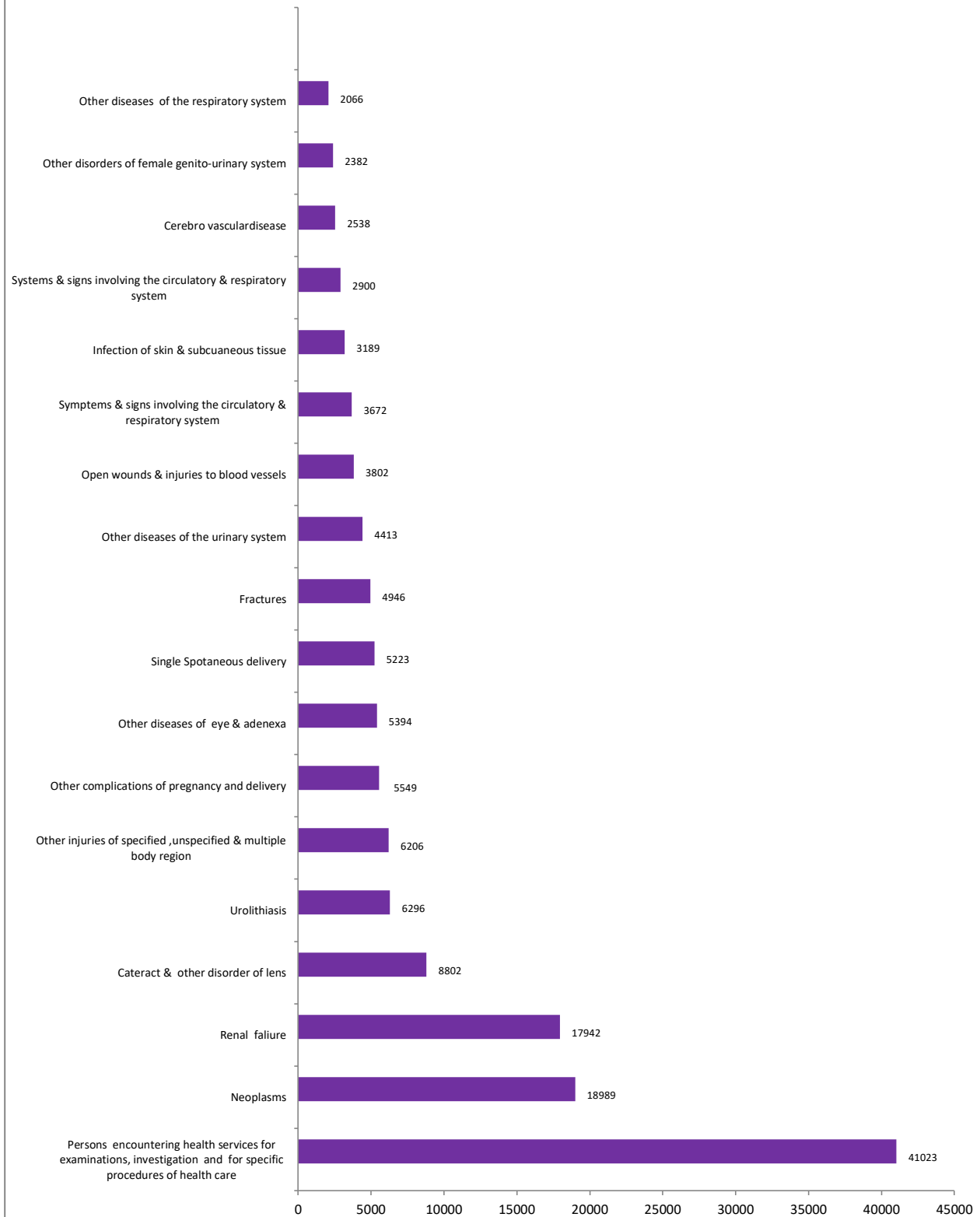
### Capital Expenditure Details

			A	B	C	B+C=D	A-D=E
	Vote	Object Details	Net Provision	Net Expenditure to the end of last month(as at November 30)	December Expenditure	Total Expenditure	Savings /Excess
1	111-1-5-0-2001	Building Maintenance	51,158,112.07	48,430,688.84	2,316,758.83	50,747,447.67	410,664.40
2	111-2-20-1-2001	Constructions-NTS	1,694,860.00	1,694,860.00	-	1,694,860.00	-
3	111-1-5-0-2002-1	Electricity & AC Maintenance	40,189,225.78			27,708,526.92	12,480,698.86
4	111-1-5-0-2002-2	Maintenance of Medical Equipment	129,237,601.11			77,956,066.22	51,281,534.89
5	111-1-5-0-2102	Office Equipment	52,881,323.00	14,098,590.50	8,326,841.90	22,425,432.40	30,455,890.60
6	111-1-5-0-2103	Hospital Equipment	2,699,197.60	2,699,197.60		2,699,197.60	-
7	111-2-13-11-2103	Medical Equipment	256,262,397.10	189,345,917.00	37,922,800.00	227,268,717.00	28,993,680.10
8	111-2-13-13-2103 -3	Hospital Equipment	11,978,700.00			6,329,233.90	5,649,466.10
9	111-2-13-13-2103 -4	Laboratory Equipment	89,709,190.23			51,214,446.79	38,494,743.44
10	111-2-15-15-2103	Medical Equipment	19,906,231.98	19,906,231.98		19,906,231.98	-
11	111-2-20-1-2401	Training	373,185.00	315,710.00	57,475.00	373,185.00	-
12	111-2-20-17-2506	Equipments for NTS	1,561,580.00		527,544.00	527,544.00	1,034,036.00
13	111-1-5-0-2003	Hospital Equipment	1,000,000.00	-	615,029.01	615,029.01	384,970.99
14	111-2-13-3-2103(12)	Equipments for NTS	984,500.00	-	535,800.00	535,800.00	448,700.00
	<b>Total</b>		<b>659,636,103.87</b>	<b>276,491,195.92</b>	<b>49,151,419.73</b>	<b>488,850,889.48</b>	<b>170,785,214.39</b>

**Nursing Training School, Kandy Expenditure Details -2020**

<b>Vote</b>	<b>Object Details</b>	<b>Allocation</b>	<b>Total Expenditure</b>	<b>Savings/Excess</b>
111-2-20-1-1001	Salaries and wages	26,115,692.77	27,772,846.78	(1,657,154.01)
111-2-20-1-1002	Over time and Holiday Payments	7,828,389.54	9,920,135.54	(2,091,746.00)
111-2-20-1-1003	Other Allowances	370,960,889.51	393,600,853.70	(22,639,964.19)
111-2-20-1-1101	Travelling	34,783.00	34,183.00	600.00
111-2-20-1-1203	Diets and Uniforms	513,980.00	513,460.00	520.00
111-2-20-1-1301	Vehicles	23,911.00	23,911.00	-
111-2-20-1-1303	Building and Structures	414,500.00	300,888.00	113,612.00
111-2-20-1-1402	Postal and communication	747,227.79	649,531.81	97,695.98
111-2-20-1-1403	E20lectricity & Water	7,931,104.58	7,906,518.01	24,586.57
111-2-20-1-1409	Other	8,221,666.27	7,520,882.84	700,783.43
111-2-20-1-1506	Property Loan Interest	497,287.22	440,244.14	57,043.08
	<b>Total</b>	<b>423,289,431.68</b>	<b>448,683,454.82</b>	<b>(25,394,023.14)</b>

## Leading Causes of hospitalization - 2019





026A	Chlamydial lymphogranuloma (venereum) (A55)	-	-	-	-	-	-	-	-
026B	Other sexually transmitted chlamydia diseases (A56)	-	-	-	-	-	-	-	-
026C	Chancroid (A57)	-	-	-	-	-	-	-	-
026D	Granuloma inguinale (A58)	-	-	-	-	-	-	-	-
026E	Trichomoniasis (A59)	-	-	-	-	-	-	-	-
026F	Anogenital herpesviral (herpes simplex) infection (A60)	-	-	-	-	-	-	-	-
026G	Other predominantly sexually transmitted diseases, not elsewhere classified (A63)	-	-	-	-	-	-	-	-
026H	Unspecified sexually transmitted disease (A64)	-	-	-	-	-	-	-	-
027	Acute poliomyelitis (A80)	-	-	-	-	-	-	-	-
028	Rabies (A82)	-	-	-	-	-	-	-	-
029	Viral encephalitis (includes Japanese Encephalitis) (A83-A86)	-	-	-	-	-	-	-	-
030	Viral meningitis (A87)	-	-	-	1	-	1	-	2
031	Dengue fever (A90)	3	33	282	679	144	16	-	1,157
032	Dengue haemorrhagic fever (A91)	-	7	109	237	32	3	-	388
033	Yellow fever (A95)	-	-	-	-	-	-	-	-
034	Other arthropod-borne viral fever and viral haemorrhagic fever (A92-A94,A96-A99)	-	-	-	1	-	-	-	1
035	Varicella (Chickenpox) (B01)	3	1	3	6	2	-	-	15
036	Zoster (herpes zoster) (B02)	-	-	1	11	26	9	-	47
037	Measles (B05)	-	-	-	1	-	-	-	1
038A	Rubella (B06)	-	-	-	-	-	-	-	-
038B	Congenital rubella (P35.0)	-	-	-	-	-	-	-	-
039A	Acute hepatitis A (B15)	-	-	-	1	-	-	-	1
039B	Acute hepatitis B (B16)	-	-	-	2	1	-	-	3
039C	Chronic, other acute and unspecified viral hepatitis (B17-B19)	-	-	1	17	5	-	-	23
040	Human immunodeficiency virus (HIV) (B20-B24)	-	-	-	2	-	-	-	2
041	Mumps (B26)	-	-	-	1	-	-	-	1
042	Other viral diseases (includes viral fever) (A81,A88,A89,B00,B03,B04,B07-09,B25,B27-B34)	39	160	345	1,122	333	72	-	2,071
043	Mycosis (B35-B49)	-	1	-	13	11	10	-	35
044	Malaria (B50-B54)	1	-	-	-	-	-	-	1
045	Filariasis (B74)	-	-	-	-	1	-	-	1
046	Helminthiasis (B76,B77,B79,B80)	-	-	-	2	-	-	-	2
047	Scabies (B86)	-	1	3	1	-	-	-	5
048	Sequelae of infectious and parasitic diseases (B90-B94)	-	-	-	-	-	-	-	-
049	Other infectious and parasitic diseases (A02.1-A02.9,A65-A79,B55-B73,B75,B78,B81-B85,B87-B89,B95-B99)	-	1	9	45	22	10	-	87
050	Malignant neoplasm of lip, oral cavity and pharynx (C00-C14)	-	1	-	139	595	144	-	879
051	Malignant neoplasm of oesophagus (C15)	-	-	2	33	349	137	-	521
052	Malignant neoplasm of stomach (C16)	-	-	-	18	124	22	-	164
053	Malignant neoplasm of colon (C18)	-	-	1	50	260	73	-	384

054	Malignant neoplasm of rectosigmoid junction,rectum, anus and anal canal (C19-C21)	-	-	-	78	307	138	-	<b>523</b>
055	Malignant neoplasm of liver and intrahepatic bile duct (C22)	-	-	1	11	72	32	-	<b>116</b>
056	Malignant neoplasm of pancreas (C25)	-	-	-	8	32	5	-	<b>45</b>
057	Other malignant neoplasm of digestive organs (C17,C23,C24,C26)	-	-	-	5	28	6	-	<b>39</b>
058	Malignant neoplasm of larynx (C32)	-	-	-	6	173	51	-	<b>230</b>
059	Malignant neoplasm of trachea, bronchus and lung (C33-C34)	-	-	2	82	672	238	-	<b>994</b>
060	Malignant neoplasm of other respiratory and intrathoracic organs (C30,C31,C37-C39)	-	1	-	2	19	7	-	<b>29</b>
061	Malignant neoplasm of bone and articular cartilage (C40,C41)	-	1	11	13	7	7	-	<b>39</b>
062	Melanoma and other malignant neoplasm of skin (C43,C44)	-	-	-	8	52	18	-	<b>78</b>
063	Malignant neoplasm of mesothelial and soft tissue (C45,C49)	-	-	7	26	42	16	-	<b>91</b>
064	Malignant neoplasm of breast (C50)	-	-	-	9	29	20	-	<b>58</b>
065	Malignant neoplasm of cervix uteri (C53)	-	-	-	-	-	-	-	-
066	Malignant neoplasm of other and unspecified parts of uterus (C54,C55)	-	-	-	-	-	-	-	-
067	Malignant neoplasm of placenta (C58)	-	-	-	-	-	-	-	-
068	Malignant neoplasm of female genital organs (C51,C52,C56,C57)	-	-	-	-	-	-	-	-
069	Malignant neoplasm of prostate (C61)	-	-	2	21	282	292	-	<b>597</b>
070	Malignant neoplasm of other male genital organs (C60,C62,C63)	-	-	1	38	21	3	-	<b>63</b>
071	Malignant neoplasm of bladder (C67)	-	-	1	31	233	186	-	<b>451</b>
072	Malignant neoplasm of other parts of the urinary tract (C64-C66,C68)	-	-	-	22	34	11	-	<b>67</b>
073	Malignant neoplasm of eye and adnexa (C69)	-	-	-	-	-	-	-	-
074	Malignant neoplasm of brain (C71)	-	3	5	46	49	4	-	<b>107</b>
075	Malignant neoplasm of other parts of the central nervous system (C70,C72)	-	-	-	-	1	1	-	<b>2</b>
076	Malignant neoplasm of thyroid gland (C73)	-	-	-	10	18	8	-	<b>36</b>
077	Malignant neoplasm of other endocrine, ill-defined, secondary and unspecified sites (C74-C80,C97)	1	-	5	26	112	30	-	<b>174</b>
078	Hodgkin's disease (C81)	-	1	15	77	69	33	-	<b>195</b>
079	Leukaemia (C91-C95)	1	-	4	67	55	25	-	<b>152</b>
080	Malignant neoplasm of other lymphoid haematopoietic and related tissue (C82-C85,C88-C90,C96)	-	-	5	167	583	204	-	<b>959</b>
081	In situ neoplasm (D00-D09)	-	-	-	-	1	-	-	<b>1</b>
082	Benign neoplasm (D10-D36)	2	3	17	93	89	27	-	<b>231</b>
083	Neoplasm of uncertain or unknown behaviour (D37-D48)	1	5	3	194	322	196	-	<b>721</b>
084A	Iron deficiency anaemias (D50)	1	1	1	-	9	6	-	<b>18</b>
084B	Thalasemia (D56)	1	67	189	127	5	7	-	<b>396</b>
085	Other anaemias (D51-D55,D57-D64)	2	3	8	54	105	119	-	<b>291</b>
086	Haemorrhagic conditions and other diseases of blood and blood forming organs and certain disorders involving immune mechanism (D65-D89)	1	10	111	118	47	19	-	<b>306</b>
087	Iodine-deficiency related thyroid disorders (E00-E02)	-	-	-	-	-	-	-	-
088	Thyrotoxicosis (E05)	-	-	-	9	5	1	-	<b>15</b>
089	Other disorders of thyroid (E03,E04,E06,E07)	3	2	2	43	32	10	-	<b>92</b>
090A	Insulin-dependent diabetes mellitus (E10)	-	-	-	2	-	-	-	<b>2</b>

090B	Non-insulin-dependent diabetes mellitus (E11)	-	-	1	21	99	39	-	160
090C	Malnutrition-related diabetes mellitus (E12)	-	-	-	-	-	-	-	-
090D	Other specified diabetes mellitus (E13)	-	-	-	-	-	-	-	-
090E	Unspecified diabetes mellitus (E14)	-	-	13	305	670	275	-	1,263
091A	Kwashiorkor (E40)	-	-	-	-	-	-	-	-
091B	Nutritional marasmus (E41)	-	-	-	-	-	-	-	-
091C	Marasmic kwashiorkor (E42)	-	-	-	-	-	-	-	-
091D	Unspecified severe protein-energy malnutrition (E43)	-	-	-	-	-	-	-	-
091E	Protein-energy malnutrition of moderate and mild degree (E44)	-	-	-	-	-	-	-	-
091F	Retarded development following protein-energy malnutrition (E45)	-	-	-	-	-	-	-	-
091G	Unspecified protein-energy malnutrition (E46)	-	-	-	-	-	-	-	-
092	Vitamin deficiencies (E50-E56)	1	1	-	2	1	-	-	5
093	Other endocrine, nutritional and metabolic disorders (E15-E34,E58-E89)	13	5	8	66	98	74	-	264
094	Dementia (F01,F03)	-	-	-	-	6	8	-	14
095	Mental and behavioural disorders due to use of alcohol (F10)	-	-	-	57	53	6	-	116
096	Mental and behavioural disorders due to other psychoactive substance use (F11-F19)	-	-	-	11	2	-	-	13
097	Schizophrenia, schizotypal and delusional disorders (F20-F29)	-	-	1	64	19	5	1	90
098	Mood (affective) disorders (F30-F39)	-	-	6	90	40	9	-	145
099	Neurotic, stress-related somatoform disorders (F40-F48)	-	-	5	13	3	1	-	22
100	Mental retardation (F70-F79)	-	-	-	-	-	-	-	-
101	Behavioural and emotional disorders with onset usually occurring in childhood and adolescence (F90-F98)	-	-	3	2	4	-	-	9
102	Other mental and behavioural disorders (F04-F09,F50-F69,F80-F89,F99)	-	-	-	10	2	1	-	13
103	Bacterial meningitis not elsewhere classified (G00,G03)	9	2	7	19	11	13	-	61
104	Encephalitis,myelitis and encephalomyelitis (G04)	1	3	4	34	24	11	-	77
105	Intracranial and intraspinal abscess and granuloma (G06)	3	5	4	2	9	2	-	25
106	Parkinson's disease (G20)	-	-	-	3	5	11	-	19
107	Multiple sclerosis (G35)	-	-	1	4	1	-	-	6
108	Epilepsy (G40-G41)	-	8	44	145	76	29	-	302
109	Migraine and headache syndrome (G43,G44)	-	-	10	37	15	1	-	63
110	Transient cerebral ischaemic attacks and related syndromes (G45)	-	-	2	17	62	31	-	112
111	Nerve, nerve root and plexus disorders (G50-G58)	-	1	4	65	64	17	-	151
112	Cerebral palsy and other paralytic syndromes (G80-G83)	-	3	6	-	8	2	-	19
113	Other diseases of nervous system (G08,G12,G21-G31,G36,G37,G47,G60-G72,G90-G98)	12	9	29	138	194	73	-	455
114	Keratitis and other disorders of sclera and cornea (H15-H18)	1	3	38	144	156	51	-	393
115	Cataract and other disorders of lens (H25-H27)	1	-	32	205	1,930	1,494	-	3,662
116	Retinal detachment and breaks (H33)	8	4	28	110	235	53	-	438
117	Glaucoma (H40)	1	1	-	5	66	45	-	118
118	Strabismus (H49-H50)	-	5	18	42	11	1	-	77



119	Other diseases of the eye and adnexa (H00-H11,H20,H21,H30,H31,H34,H35,H43-H47,H51-H59)	14	68	256	917	1,457	619	-	<b>3,331</b>
120	Otitis media and other disorders of middle ear and mastoid (H65-H74)	5	12	41	100	44	16	-	<b>218</b>
121	Hearing loss (H90,H91)	-	1	2	5	3	3	-	<b>14</b>
122	Other diseases of the ear and mastoid process (H60,H61,H80-H83,H92-H95)	2	19	61	107	109	57	-	<b>355</b>
123	Acute rheumatic fever (I00-I02)	-	-	8	3	2	-	-	<b>13</b>
124	Chronic rheumatic heart disease (I05-I09)	-	1	2	209	673	105	-	<b>990</b>
125	Essential hypertension (I10)	-	-	-	159	355	213	-	<b>727</b>
126	Hypertensive heart disease (I11)	-	-	-	1	-	-	-	<b>1</b>
127	Other hypertensive diseases (I12-I15)	-	-	-	1	-	-	-	<b>1</b>
128	Acute myocardial infarction (I21,I22)	-	-	-	305	853	345	-	<b>1,503</b>
129	Other ischaemic heart disease (I20,I23-I25)	-	-	-	273	886	353	-	<b>1,512</b>
130	Pulmonary embolism (I26)	-	-	-	1	7	-	-	<b>8</b>
131	Cor pulmonale (I27.9)	-	-	-	-	1	2	-	<b>3</b>
132	Heart failure (I50)	-	-	-	44	163	95	-	<b>302</b>
133	Other heart diseases (I27.0-I27.8, I28-I49,I51)	-	-	7	121	279	188	-	<b>595</b>
134	Cerebrovascular disease (I60-I69)	-	4	7	239	695	514	-	<b>1,459</b>
135	Atherosclerosis (I70)	-	-	-	-	-	-	-	<b>-</b>
136	Arterial embolism and thrombosis (I74)	-	-	-	2	1	-	-	<b>3</b>
137	Other diseases of arteries, arteriosclerosis and capillaries (I71-I73,I77,I78)	-	-	-	48	223	93	-	<b>364</b>
138	Phlebitis, thrombophlebitis, venous embolism and thrombosis (I80-I82)	-	-	2	30	37	13	-	<b>82</b>
139	Varicose veins of lower extremities (I83)	-	-	2	122	168	69	-	<b>361</b>
140	Haemorrhoids (I84)	1	-	2	144	178	62	-	<b>387</b>
141	Other diseases of the circulatory system (I85-I99)	1	1	2	26	34	12	-	<b>76</b>
142	Acute sinusitis and acute tonsillitis (J01-J03)	1	21	73	57	12	2	-	<b>166</b>
143	Other acute upper respiratory infections (J00,J02,J04-J06)	57	110	74	87	58	25	-	<b>411</b>
144	Influenza (J10-J11)	1	4	1	2	1	-	-	<b>9</b>
145	Pneumonia (J12-J18)	10	19	11	56	124	66	-	<b>286</b>
146	Acute bronchitis (J20)	6	1	3	-	1	-	-	<b>11</b>
147	Acute bronchiolitis (J21)	51	5	8	4	1	1	-	<b>70</b>
148	Other diseases of the upper respiratory tract (J30-J39)	-	5	62	187	111	26	-	<b>391</b>
149	Bronchitis, emphysema and other chronic obstructive pulmonary disease (J40-J44)	-	1	3	65	603	565	-	<b>1,237</b>
150	Asthma (J45-J46)	1	19	65	107	176	119	-	<b>487</b>
151	Bronchiectasis (J47)	-	-	1	11	42	29	-	<b>83</b>
152	Other diseases of the respiratory system (J22,J60-J98)	35	125	81	204	415	219	-	<b>1,079</b>
153	Diseases of teeth and supporting structure (K00-K08)	-	3	14	26	59	9	-	<b>111</b>
154	Other diseases of the oral cavity, salivary glands and jaws (K09-K14)	1	2	8	32	33	14	-	<b>90</b>
155	Gastric and duodenal ulcer, peptic ulcer site unspecified and gastrojejunal ulcer (K25-K28)	-	-	-	2	5	3	-	<b>10</b>
156	Gastritis and duodenitis (K29)	-	3	17	89	62	29	-	<b>200</b>

157	Other diseases of oesophagus, stomach and duodenum (K20-K22,K30-K31)	2	1	41	377	274	109	-	804
158	Diseases of appendix (K35-K38)	-	3	92	154	25	6	-	280
159	Hernia (K40-K46)	26	22	21	353	638	243	-	1,303
160	Noninfective enteritis and colitis (K50-K52)	-	-	10	156	36	4	-	206
161	Other diseases of intestines and peritoneum (K55-K66)	21	33	62	376	384	155	-	1,031
162	Alcoholic liver disease (K70)	-	-	-	3	2	-	-	5
163	Other diseases of liver (K71-K76)	1	-	17	194	578	135	-	925
164	Cholelithiasis and cholecystitis (K80,K81)	-	1	4	45	63	20	-	133
165	Acute pancreatitis and other diseases of the pancreas (K85,K86)	-	-	5	106	70	9	-	190
166	Other diseases of the digestive system (K82-K83,K90-K92)	1	-	5	18	28	24	-	76
167	Infections of skin and subcutaneous tissue (L00-L08)	20	46	115	592	683	329	-	1,785
168	Other diseases of skin and subcutaneous tissue (L10-L99)	3	14	54	457	402	170	-	1,100
169	Disorders of joints (M00-M02,M15-M25)	-	3	24	109	124	35	-	295
170	Rheumatoid arthritis and other inflammatory polyarthropathies (M05-M13)	-	-	11	54	58	12	-	135
171	Systemic connective tissue disorders (M30-M35)	-	2	1	47	11	4	-	65
172	Soft tissue disorders (M60-M79)	1	2	76	503	354	92	-	1,028
173	Osteomyelitis (M86)	-	-	3	15	21	5	-	44
174	Other disorders of musculoskeletal system (M40-M54, M80-M85,M87-M99)	-	3	36	454	419	105	-	1,017
175	Glomerular diseases (N00-N07)	-	5	39	38	20	5	-	107
176	Infections of the kidney (N10-N12)	-	-	6	71	82	17	-	176
177	Renal failure (N17-N19)	2	9	20	7,202	8,623	772	-	16,628
178	Urolithiasis (N20-N23)	-	24	72	2,281	1,697	313	-	4,387
179	Diseases of breast (N60-N64)	-	-	2	11	8	2	-	23
180	Other diseases of the urinary system (N13-N15, N25-N28,N30-N39,N99.0,N99.1,N99.4,N99.5)	23	44	84	716	1,094	447	-	2,408
181	Hyperplasia of prostate (N40)	-	-	1	19	161	174	-	355
182	Hydrocele and spermatocele (N43)	1	8	12	31	44	7	-	103
183	Other diseases of the male genital organs (N41,N42,N44-N50)	1	13	78	149	166	61	-	468
184	Salpingitis and oophoritis (N70)	-	-	-	-	-	-	-	-
185	Female genital prolapse (N81)	-	-	-	-	-	-	-	-
186	Other disorders of the female genito-urinary system (N71-N80,N82-N98,N99.2,N99.3)	-	-	-	-	-	-	-	-
187	Abortions (O00-O08)	-	-	-	-	-	-	-	-
188	Oedema, proteinuria and hypertensive disorders in pregnancy, childbirth and the puerperium (O10-O16)	-	-	-	-	-	-	-	-
189	Supervision of high risk pregnancy (Z35)	-	-	-	-	-	-	-	-
190	Placenta praevia, premature separation of placenta and antepartum haemorrhage (O44-O46)	-	-	-	-	-	-	-	-
191A	False Labour (O47)	-	-	-	-	-	-	-	-
191B	Those admitted and discharged before delivery (Distance from hospital etc.)	-	-	-	-	-	-	-	-
192	Other Maternal care related to fetus and amniotic cavity and possible delivery problems (O30-O43,O48) * (Includes still births)	-	-	-	-	-	-	-	-
193	Obstructed Labour (O64-O66)	-	-	-	-	-	-	-	-

194	Post partum haemorrhage (O72)	-	-	-	-	-	-	-	-
195	Single spontaneous delivery (O80)	-	-	-	-	-	-	-	-
196	Other complications of pregnancy and delivery (020-029,060-063,067-071,073-075,081-084)	-	-	-	-	-	-	-	-
197A	Complications predominantly related to the puerperium (O85-O92)	-	-	-	-	-	-	-	-
197B	Other obstetric conditions not elsewhere classified (O95-O99)	-	-	-	-	-	-	-	-
198	Fetus and newborn affected by maternal factors and by complications of pregnancy, labour and delivery (P00-P04)	3	-	-	-	-	-	-	3
199	Slow fetal growth, fetal malnutrition and disorders related to short gestation and low birth weight (P05-P07)	117	-	-	-	-	-	-	117
200	Birth trauma (P10-P15)	1	-	-	-	-	-	-	1
201	Intrauterine hypoxia, birth asphyxia and other respiratory disorders originating in the perinatal period (P20-P28)	192	-	-	-	-	-	-	192
202	Haemolytic disease of fetus and new born (P55)	9	-	-	-	-	-	-	9
203	Other conditions originating in the perinatal period (P08,P29,P35.1-P39,P50-P54,P56-P96)	674	-	-	-	-	-	-	674
204	Congenital hydrocephalus and spina bifida (Q03,Q05)	21	6	5	1	-	-	-	33
205	Other congenital malformations of the nervous system (Q00-Q02,Q04,Q06,Q07)	1	-	-	-	-	-	-	1
206	Congenital malformations of the circulatory system (Q20-Q28)	12	7	25	33	10	2	-	89
207	Cleft lip and cleft palate (Q35-Q37)	8	4	2	-	-	-	-	14
208	Other congenital malformations and deformations (Q10-Q18,Q30-Q34,Q38-Q89)	75	77	51	24	8	-	-	235
209	Chromosomal abnormalities, not elsewhere classified (Q90-Q99)	3	1	1	1	3	-	-	9
210	Symptoms and signs involving the circulatory and respiratory systems (R00-R09)	10	19	78	704	864	314	-	1,989
211	Symptoms and signs involving the digestive system and abdomen (R10-R19)	7	18	181	548	435	179	-	1,368
212	Symptoms and signs involving the skin and subcutaneous tissue (R20-R23)	-	6	13	76	68	30	-	193
213	Fever of unknown origin (R50)	5	11	17	103	41	22	-	199
214	Headache (R51)	-	-	36	171	103	43	-	353
215	Senility (R54)	-	-	-	-	-	-	-	-
216	Convulsions, not elsewhere classified (R56)	18	138	41	58	35	11	-	301
217	Other signs and symptoms and abnormal clinical findings (R25-R49,R52,R53,R55,R57-R69)	11	18	74	343	477	315	-	1,238
218	Abnormal findings in investigations not elsewhere classified (R70-R94)	1	-	3	17	26	16	-	63
219	Ill-defined and unknown causes of mortality (R95-R99)	-	-	-	-	-	-	-	-
220	Superficial injury (S00,S10,S20,S30,S40,S50,S60,S70,S80,S90, T00,T09.0,T11.0,T13.0,T14.0)	-	15	76	380	136	35	-	642
221	Fractures (S02,S12,S22,S32,S42,S52,S62,S72,S82,S92, T02,T08,T10,T12,T14.2)	9	78	589	1,576	718	221	-	3,191
222	Dislocations, sprains and strains (S03,S13,S23,S33,S43,S53,S63,S73,S83,S93, T03,T09.2,T11.2,T13.2,T14.3)	-	2	39	230	75	15	-	361
223	Injury to eye and orbit (S05)	2	50	247	444	259	48	-	1,050
224	Intracranial injuries (S06)	3	6	33	106	78	19	-	245
225	Injury of other internal organs (S26,S27,S36,S37)	-	-	4	13	10	5	-	32
226	Crushing injuries and traumatic amputations (S07,S08,S17,S18,S28,S38,S47,S48, S57,S58,S67,S68,S77,S78,S87,S88,S97,S98, T04,T05, T09.6,T11.6,T13.6,T14.7)	-	2	12	55	34	4	-	107
227	Open wounds and injuries to blood vessels (S01,S11,S15,S21,S25,S31,S35,S41,S45, S51, S55,S61,S65,S71,S75,S81,S85,S91,S95, T01,T06.3,T09.1,T11.1,T11.4,T13.1, T13.4, T14.1, T14.5)	5	95	346	1,349	799	263	-	2,857
228	Injuries to nerves (S04,S14,S24,S34,S44,S54, S64,S74,S84,S94,T06.2, T11.3,T13.3,T14.4)	-	1	1	23	10	-	-	35
229	Bitten or struck by dog (W54)	-	13	48	48	38	22	-	169

230	Other injuries of specified, unspecified and multiple body regions (S09,S16,S19,S29,S39,S46,S49,S56, S59,S66,S69,S76,S79, S86,S89,S96,S99,T06.0,T06.1,T06.4-T06.8, T07,T09.3-T09.5,T09.8,T09.9,T11.5, T11.8,T11.9,T13.5,T13.8,T13.9, T14.6,T14.8,T14.9)	32	196	754	2,086	840	194	-	4,102
231	Effects of foreign body entering through orifice (T15-T19)	7	123	168	810	264	29	-	1,401
232	Burns and corrosion confined to eye and adnexa (T26)	1	8	16	83	25	7	-	140
233	All other burns and corrosions (T20-T25,T27-T32)	1	26	19	50	37	2	-	135
234	Poisoning by drugs, medicaments and biological substances (T36-T50)	1	5	10	35	6	2	-	59
235	Toxic effects of organophosphate and carbamate insecticides (T60.0)	-	1	-	1	1	-	-	3
236	Toxic effects of other pesticides (T60.1-T60.9)	-	-	-	-	-	-	-	-
237	Snake bites (T63.0)	-	5	30	77	54	14	-	180
238	Toxic effects of other substances chiefly non medicinal as to source (T51-T59,T61,T62,T63.1-T63.9,T64,T65)	-	8	7	52	29	4	-	100
239	Other unspecified effects of external causes (T33-T35,T66-T78)	2	12	49	94	50	12	-	219
240	Certain early complications of trauma (T79)	-	-	7	50	128	43	-	228
241	Complications of surgical and medical care not elsewhere classified (T80-T88)	1	4	11	99	126	43	-	284
242	Sequelae of injuries, poisoning and of other consequences of external causes (T90-T98)	-	-	2	-	-	-	-	2
243	Persons encountering health services for examination, investigation and for specific procedures of health care (Z00-Z13,Z40-Z54)	235	362	782	5,947	8,016	2,329	-	17,671
244	Sterilization (Z30.2) (admissions only for sterilization)	-	-	-	2	-	-	-	2
245	Undiagnosed / Uncoded	72	38	94	584	496	169	-	1,453
<b>Total</b>		<b>1,990</b>	<b>2,483</b>	<b>7,063</b>	<b>40,343</b>	<b>47,865</b>	<b>16,169</b>	<b>1</b>	<b>115,914</b>



-	-	-	-	-	-	-	-	-	-	-	-	-	-	-	-	-	-	-	-	-	-
-	-	-	-	-	-	-	-	-	-	-	-	-	-	-	-	-	-	-	-	-	-
-	-	-	-	-	-	-	-	-	-	-	-	-	-	-	-	-	-	-	-	-	-
-	-	-	-	-	-	-	-	-	-	-	-	-	-	-	-	-	-	-	-	-	-
-	-	-	-	-	-	-	-	-	-	-	-	-	-	-	-	-	-	-	-	-	-
-	-	-	-	1	-	-	1	-	-	-	-	-	-	-	-	-	-	-	-	-	-
-	-	-	1	-	-	-	1	-	-	-	-	-	-	-	-	-	-	-	-	-	-
-	-	-	-	-	-	-	-	-	-	-	-	-	-	-	-	-	-	-	-	-	-
-	-	-	-	-	-	-	-	-	-	-	-	-	-	-	-	-	-	-	-	-	-
-	-	-	-	-	-	-	-	-	-	1	-	-	-	-	1	-	-	-	-	-	-
-	-	1	1	1	2	-	5	-	-	-	-	-	-	-	-	-	1	-	1	-	2
-	-	-	3	-	-	-	3	-	-	-	-	-	-	-	-	-	-	-	-	-	-
5	41	256	452	143	38	-	935	-	-	-	1	-	-	-	1	-	-	-	-	-	-
-	7	50	172	41	7	-	277	-	-	-	-	-	-	-	-	-	-	-	-	-	-
-	-	-	-	-	-	-	-	-	-	-	-	-	-	-	-	-	-	-	-	-	-
-	-	-	-	-	-	-	-	-	-	-	-	-	-	-	-	-	-	-	-	-	-
2	-	3	12	-	2	-	19	-	-	-	-	-	-	-	-	-	-	-	-	-	-
-	-	-	10	25	13	2	50	-	-	-	-	-	1	-	1	-	-	-	-	-	-
-	-	-	1	-	-	-	1	-	-	-	-	-	-	-	-	-	-	-	-	-	-
-	-	-	-	-	-	-	-	-	-	-	-	-	-	-	-	-	-	-	-	-	-
-	-	-	-	-	-	-	-	-	-	-	-	-	-	-	-	-	-	-	-	-	-
-	-	-	-	2	1	-	3	-	-	-	-	-	-	-	-	-	-	-	-	-	-
-	-	-	-	-	-	-	-	-	-	-	-	-	-	-	-	-	-	-	-	-	-
-	-	-	2	5	2	-	9	-	-	-	-	-	-	-	-	-	-	-	-	-	-
-	-	-	-	-	-	-	-	-	-	-	-	-	-	-	-	-	-	-	-	-	-
-	-	1	-	-	-	-	1	-	-	-	-	-	-	-	-	-	-	-	-	-	-
14	141	239	719	336	83	-	1,532	-	-	-	1	-	-	-	1	-	-	-	-	-	-
-	-	2	35	19	2	-	58	-	-	-	-	-	-	-	-	-	-	-	-	-	-
-	-	1	-	1	-	-	2	-	-	-	-	-	-	-	-	-	-	-	-	-	-
-	-	-	1	-	-	-	1	-	-	-	-	-	-	-	-	-	-	-	-	-	-
-	-	-	-	-	1	-	1	-	-	-	-	-	-	-	-	-	-	-	-	-	-
-	2	-	3	-	1	-	6	-	-	-	-	-	-	-	-	-	-	-	-	-	-
-	-	-	-	-	-	-	-	-	-	-	-	-	-	-	-	-	-	-	-	-	-
-	1	5	10	30	7	-	53	-	-	-	-	-	-	-	-	-	-	-	-	-	-
-	-	1	23	82	35	-	141	-	-	-	1	14	5	-	20	-	-	-	3	1	4
-	-	-	19	349	150	-	518	-	-	-	2	34	11	-	47	-	-	1	21	8	30
-	-	-	6	51	5	-	62	-	-	-	-	6	2	-	8	-	-	1	2	1	4
-	-	-	122	339	80	-	541	-	-	-	-	3	7	-	10	-	-	1	6	1	8







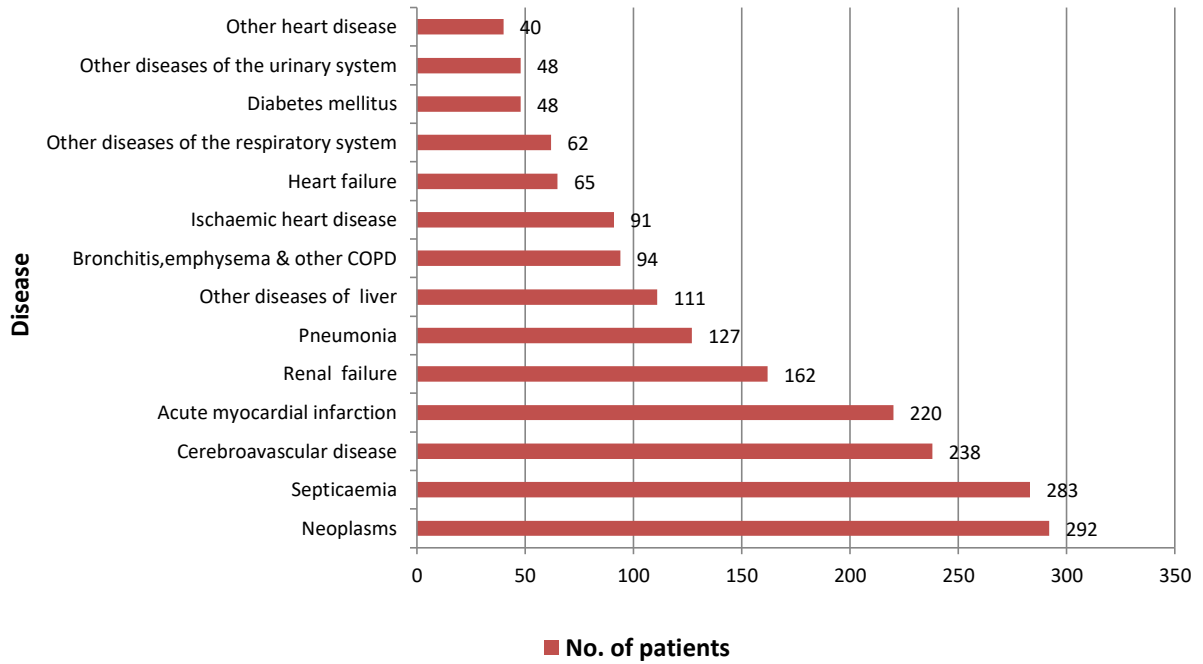






24	161	290	862	492	249	-	2,078	-	-	2	15	7	8	-	32	-	-	1	2	2	3	-	8
	156	109	203	146	34	-	655	-	-	-	-	-	-	-	-	-	-	-	1	-	-	-	1
-	6	6	14	12	1	-	39	-	-	-	-	-	-	-	-	-	-	-	-	-	-	-	-
4	26	17	44	24	11	-	126	-	-	-	-	-	-	-	-	-	-	1	2	2	3	-	8
-	4	17	54	2	1	-	78	-	-	-	-	-	-	-	-	-	-	-	-	-	-	-	-
-	-	-	-	-	-	-	-	-	-	-	-	-	-	-	-	-	-	-	-	-	-	-	-
-	-	-	1	-	1	-	2	-	-	-	-	-	-	-	-	-	-	-	-	-	-	-	-
-	6	12	58	41	12	-	129	-	-	-	-	-	-	-	-	-	-	-	-	-	-	-	-
1	9	16	42	5	7	-	80	-	-	-	-	-	-	-	-	-	-	-	-	-	-	-	-
1	9	94	144	31	11	-	290	-	-	-	-	-	-	-	-	-	-	-	-	-	-	-	-
-	1	1	36	52	26	-	116	-	-	-	-	-	-	-	-	-	-	-	-	2	1	-	3
1	5	3	81	91	20	-	201	-	-	-	-	-	-	-	-	-	-	-	1	-	1	-	2
-	-	-	-	-	-	-	-	-	-	-	-	-	-	-	-	-	-	-	-	-	-	-	-
200	241	583	6,682	6,593	1,765	-	16,064	-	-	-	-	-	-	-	-	-	-	-	-	-	-	-	-
-	-	-	131	3	-	-	134	-	-	-	-	-	-	-	-	-	-	-	-	-	-	-	-
69	27	72	1,081	379	148	-	1,776	4	-	2	9	34	27	-	76	-	-	1	10	23	22	-	56
1,634	1,968	4,756	46,287	38,995	14,011	4	107,655	64	4	19	211	794	593	-	1,685	50	4	14	153	508	453	-	1,182

## Leading causes of deaths - 2019



# OUT PATIENT DEPARTMENT

## OUT PATIENT SERVICE

	OUT PATIENT SERVICE	MALE	FEMALE	TOTAL
<b>OPD</b>				
	No of First Visits	125,106	189,904	315,010
	No of Subsequent visits	1,869	3,109	4,978
	Total number of OPD patients	126,983	193,013	319,996
	Highest no of out patients on any one day(03.02.2020)	943	1,187	2,130
	Lowest no of out patients on any one day (26.04.2020)	31	46	77
	Daily average (OPD)include Saturdays & Sundays	347	527	874
	Daily average (OPD) exclude Saturdays & Sundays & PH	525	798	1,323
	Blood drowing patients	25,917	42,695	68,612
<b>Clinics</b>				
	No of All clinics patients	357,864	459,609	817,473
<b>OPD + CLINICS</b>				
	Grand total (OPD+clinics)	484,847	652,622	1,137,469
	Daily average (OPD & cclinics)	1,324	1,783	3,107
<b>ECG &amp; EEG</b>				
	No of ECG recordings done in the OPD	10,872	11,050	21,922
	No of EEG recordings done in the OPD	432	322	754
<b>Surgical</b>				
	Total no of Dressings	14,826	7,394	22,220
	No of Minor operations done in the OPD	1,087	1,098	2,185
<b>Malaria</b>				
	No of Malaria investigations	280	4,458	4,738
<b>Tuberculosis</b>				
	No of Examined Tuberculosis Patients	4,867	3,527	8,394
	No of Smear Positive Slides	81	39	120
<b>Deaths</b>				
	Total no of OPD deaths	54	30	84
	Total no of ETU deaths	201	108	309

## PATIENTS IN THE ETU

	<b>ETU Patients</b>
<b>TOTAL ETU PATIENTS</b>	36,269

# SPECIALIZED CLINICS

## CLINICS BY SPECIALTY

Consultant's name	Clinics	1st visit		2nd visit		TOTAL	Average per Clinic
		Male	Femal	Male	Female		
<b>ANC</b>							
Dr. S.B. Ekanayake	51	0	2229	0	7226	9455	185
Dr. W. Abeykoon	48	0	2133	0	4517	6650	139
Dr.W.S. Hemapriya	50	0	1706	0	4269	5975	120
	149	0	6,068	0	16,012	22080	
<b>Anti Coagulant</b>							
Dr. Mrs. Sunethra Athauda	47	33	34	572	658	1297	28
	47	33	34	572	658	1297	
<b>Cardio Thoracic</b>							
Dr. Anil Abewickrama	45	260	137	735	498	1630	36
Dr. K. Gnanakanthan	50	309	173	743	529	1754	35
Dr. Muditha Lansakkara	51	368	188	1046	632	2234	44
	146	937	498	2,524	1,659	5618	
<b>Cardiology</b>							
Dr. G. Weerakoon	258	95	34	3067	1312	4508	17
Dr. G.N.A.N. Mayurathan		134	52	1631	577	2394	
Dr. Mrs S.R. Jayawickrama		453	172	39189	12585	52399	
Dr. S.N.B. Dolapihilla		119	48	6271	2089	8527	
Dr.A.Kularathna		117	63	303	159	642	
	258	918	369	50,461	16,722	68470	
<b>Dental</b>							
Dental Surgeons (Non Consultant)	366	5976	9439	1154	2127	18696	51
	366	5,976	9,439	1,154	2,127	18696	
<b>Dermatology</b>							
Dr. D.M.Munasingha	171	987	1083	5760	6681	14511	85
Dr. Mrs. Chandani Udagedara	178	986	1228	7846	8686	18746	105
Dr. Mrs. Swarna Disanayaka	88	314	435	463	577	1789	20
	437	2,287	2,746	14,069	15,944	35046	
<b>Diabetes</b>							
Dr. C.N. Antonypillai	246	548	857	11821	20997	34223	139

Consultant's name	Clinics	1st visit		2nd visit		TOTAL	Average per Clinic
		Male	Femal	Male	Female		
	246	548	857	11,821	20,997	34223	
<b>Echo</b>							
Dr. Ajith Kularathna	40	557	360	0	0	917	23
Dr. G. Weerakoon	36	325	119	0	0	444	12
Dr. G.N.A.N. Mayurathan	44	618	277	0	0	895	20
Dr. Mrs S.R. Jayawickrama	41	451	322	0	0	773	19
Dr. Priyantha Kannangara	20	390	162	0	0	552	28
Dr. Ruwan Munasinghe	16	210	85	0	0	295	18
Dr. S.N.B. Dolapihilla	41	608	317	0	0	925	23
Dr. T. Kogulan	19	116	71	0	0	187	10
Dr.Chaminda Kularathna	41	693	445	0	0	1138	28
	298	3,968	2,158	0	0	6126	
<b>Electro Cardio Physiology</b>							
Dr. Mrs D.S. Gunawardana/Dr. Manura Lekamwattage	91	1302	1228	2675	3060	8265	91
	91	1,302	1,228	2,675	3,060	8265	
<b>Endocrinology</b>							
Dr. C.N. Antonypillai	139	223	647	2592	9208	12670	91
	139	223	647	2,592	9,208	12670	
<b>ENT</b>							
Dr. S. Selwarathnam	124	2598	2813	1788	2723	9922	80
Dr.S.B.Etulgama	117	2091	2243	1240	1552	7126	61
Dr.W.M.C.Narampanawa	138	2836	3039	1813	2726	10414	75
	379	7,525	8,095	4,841	7,001	27462	
<b>ENT - OPD</b>							
Dr. S. Selwarathnam	89	731	938	313	387	2369	27
Dr.S.B.Etulgama	83	724	925	193	252	2094	25
Dr.W.M.C.Narampanawa	81	562	924	175	249	1910	24
	253	2,017	2,787	681	888	6373	
<b>Epilepsy</b>							
Dr. K.P.I. Wijeweera	52	141	153	7979	6036	14309	275
	52	141	153	7,979	6,036	14309	
<b>Eye</b>							
Dr. Mahinda Weerasekara	44	139	206	107	889	1341	30
Dr. Mrs. Damayantha Baminiwatte	272	3263	3531	5793	7310	19897	73



Consultant's name	Clinics	1st visit		2nd visit		TOTAL	Average per Clinic
		Male	Femal	Male	Female		
Dr. Mrs. Praba Samarakoon	48	222	222	1206	885	2535	53
Dr. N.S. Senanayaka	290	3655	4257	5684	7727	21323	74
Dr. P. Sriharanathan	262	497	377	1875	1459	4208	16
Dr.Ishantha Jayasekara	91	380	323	1149	1011	2863	31
	1,007	8,156	8,916	15,814	19,281	52167	

#### EYE - OPD

Dr. Mrs.D. Beminiwaththa	123	2681	3254	0	0	5935	48
Dr. N.S. Senanayaka	127	2555	3366	0	0	5921	47
	250	5,236	6,620	0	0	11856	

#### Family Planning

Medical Officers (Non Consultant)	366	0	540	338	6901	7779	21
	366	0	540	338	6,901	7779	

#### Gastro Intestinal

Dr. Udaya Kalubowila	95	1061	1058	3540	3058	8717	92
	95	1,061	1,058	3,540	3,058	8717	

#### GI Surgery

Dr. Chathuranga Keppitiyagama	89	790	893	1370	1752	4805	54
	89	790	893	1,370	1,752	4805	

#### Gyn Onco

Dr. B.J.B. Alagoda	44	0	251	0	542	793	18
	44	0	251	0	542	793	

#### Gynaecology

Dr. S.B. Ekanayake	46	0	1463	0	2044	3507	76
Dr. W. Abeykoon	44	0	1132	0	1648	2780	63
Dr.W.S. Hemapriya	50	0	1138	0	1359	2497	50
	140	0	3,733	0	5,051	8784	

#### Haematology

Dr. Mrs. Sunethra Athauda	100	288	369	1611	2168	4436	44
Dr. Mrs. Vishaka Gunawardana	74	484	484	453	880	2301	31
Dr. Mrs. Vishaka Rajapaksha	32	12	12	27	15	66	2
	206	784	865	2,091	3,063	6803	

#### Immunology

Dr.Danushka Dasanayake	365	136	182	240	438	996	3
	365	136	182	240	438	996	

Consultant's name	Clinics	1st visit		2nd visit		TOTAL	Average per Clinic
		Male	Femal	Male	Female		
<b>Infertility</b>							
Dr.Chaminda Hunukubura	365	213	213	910	1471	2807	8
	365	213	213	910	1,471	2807	
<b>Leprosy</b>							
Consultant Dermatologists	341	12	3	136	21	172	1
	341	12	3	136	21	172	
<b>Medical</b>							
Dr. W.K.S.Kularathna	101	113	175	6486	7950	14724	146
Dr.Mrs. T.Kannangara	97	113	140	6856	8317	15426	159
Dr.Mrs.Shifa Azear	98	187	148	9871	11703	21909	224
Dr.Wasantha Dissanayaka	38	33	34	180	152	399	11
	334	446	497	23,393	28,122	52458	
<b>Neonatal</b>							
Dr. K.R.C.P. Kakulawala	30	338	268	376	395	1377	46
Dr. Mrs. Nalika Menike	51	516	397	848	778	2539	50
Dr. Shyama Bandara	15	50	26	81	100	257	17
Dr.A.W.S.Kumara	5	55	42	127	121	345	69
	101	959	733	1,432	1,394	4518	
<b>Nephrology</b>							
Dr A.W.M. Wazil	321	1971	981	12447	6136	21535	67
Dr. Keerthi Bandara	80	439	210	334	203	1186	15
Dr. Nishantha Nanayakkara	142	2215	1368	4526	2817	10926	77
Dr. P.K. Harischandra	40	216	117	667	453	1453	36
	583	4,841	2,676	17,974	9,609	35100	
<b>Neuro Surgical</b>							
Dr. D.R.P.A. Wickramasingha	94	890	854	7567	7350	16661	177
Dr. W.D.L. Siriwardhana	95	568	359	2039	1729	4695	49
	189	1,458	1,213	9,606	9,079	21356	
<b>Neurology</b>							
Dr. K.P.I. Wijeweera	94	356	504	6318	6659	13837	147
	94	356	504	6,318	6,659	13837	
<b>Nutrition</b>							
Medical Officers (Non Consultant)	364	799	1060	329	1017	3205	9
	364	799	1,060	329	1,017	3205	

Consultant's name	Clinics	1st visit		2nd visit		TOTAL	Average per Clinic
		Male	Femal	Male	Female		
<b>OMF</b>							
Dr. Mrs. W.M.S.D. Abeyrathna	91	650	522	2338	1575	5085	56
	91	650	522	2,338	1,575	5085	
<b>Onco Surgery</b>							
Dr. Harsha Perera	89	70	779	250	3135	4234	48
Dr. Ruwan Jayawardana	20	5	136	26	309	476	24
Dr.R.Nanayakkara	22	42	204	121	289	656	30
	131	117	1,119	397	3,733	5366	
<b>Oncology</b>							
Dr. A.J. Hilmi	105	401	454	5132	13672	19659	187
Dr. Pradeep Alahakon	26	122	119	1323	2753	4317	166
Dr. S.L.Kandegedara	87	722	941	5492	12499	19654	226
Dr.Yoganathan	78	460	509	3811	9314	14094	181
	296	1,705	2,023	15,758	38,238	57724	
<b>Orthodontic</b>							
Dr. Mrs. W.A.M.D.P.Wettasingha	291	195	343	3781	6114	10433	36
	291	195	343	3,781	6,114	10433	
<b>Orthopaedic</b>							
Dr. B.M.Sunanda Udagedara	145	1934	1890	5858	10725	20407	141
Dr.Kapila Ranasinghe	142	2136	1997	5885	5797	15815	111
	287	4,070	3,887	11,743	16,522	36222	
<b>Paed Neurology</b>							
Dr.Jagath Munasinghe	49	69	70	232	313	684	14
	49	69	70	232	313	684	
<b>Paed Surgical</b>							
Dr.Mrs . Mirna Jeewanadan	89	253	138	298	148	837	9
Dr.Sampath Hearth	94	519	242	613	317	1691	18
	183	772	380	911	465	2528	
<b>Paediatric Urology</b>							
Dr.Sampath Hearth	13	73	32	74	39	218	17
	13	73	32	74	39	218	
<b>Paediatric</b>							
Dr. K.S.D. Kularathna	114	202	157	1249	1414	3022	27
Dr. W.M.M. Arambepola	114	167	144	1892	1894	4097	36

Consultant's name	Clinics	1st visit		2nd visit		TOTAL	Average per Clinic
		Male	Femal	Male	Female		
	228	369	301	3,141	3,308	7119	
<b>Plastic Surgical</b>							
Dr. Mrs. D. Kanapatipillaie	33	88	101	146	147	482	15
Dr.A.Sasanka Rathnayaka	46	353	245	624	432	1654	36
	79	441	346	770	579	2136	
<b>Psychiatry</b>							
Dr. Gihan Abewardana	164	528	552	6718	12283	20081	122
Dr. Mrs. S.C.A. Arabepola	183	424	430	4197	4842	9893	54
	347	952	982	10,915	17,125	29974	
<b>Psychiatry- Forensic</b>							
Dr. Chittahari Abhayanayaka	97	186	73	123	74	456	5
	97	186	73	123	74	456	
<b>Respiratory</b>							
Dr. Mrs. A.D. Siribaddana	46	162	144	626	1216	2148	47
Dr. R.M.D. Medagedara	86	149	147	1593	2477	4366	51
	132	311	291	2,219	3,693	6514	
<b>Restoative Dentisty</b>							
Dr. W.N. Kularathna	296	822	827	1732	2290	5671	19
	296	822	827	1,732	2,290	5671	
<b>Rheumatology</b>							
Dr. V.W.Jagath Vasanthatilaka	188	103	618	1456	10445	12622	67
Dr.Mrs .Thilaka Manel Nissanka	201	246	957	1353	8628	11184	56
	389	349	1,575	2,809	19,073	23806	
<b>SFC</b>							
Dr. S.B. Ekanayake	51	0	87	0	209	296	6
Dr. W. Abeykoon	48	0	63	0	128	191	4
	99	0	150	0	337	487	
<b>Sports Medicine</b>							
Dr. B.M.S. Udagedara	336	1681	567	2392	967	5607	17
	336	1,681	567	2,392	967	5607	
<b>Surgical</b>							
Dr. M.M. Senarathna	51	961	1192	1057	2626	5836	114
Dr. Prasad Pitigalaarachhi	48	676	809	546	2475	4506	94
Dr. S.M.M. Niyas	93	1243	1377	1821	5129	9570	103

Consultant's name	Clinics	1st visit		2nd visit		TOTAL	Average per Clinic
		Male	Femal	Male	Female		
Dr.E.A.D.Udaya Kumara	103	1225	1323	2170	4906	9624	93
	295	4,105	4,701	5,594	15,136	29536	
<b>Urology</b>							
Dr. Kanchana Edirisinghe	69	1683	576	5210	1554	9023	131
Dr.Manjula Herath	66	1645	511	4884	1582	8622	131
	135	3,328	1,087	10,094	3,136	17645	
<b>V/Paed OPD</b>							
Dr. Priyanthimala Abenayaka	341	362	296	776	600	2034	6
	341	362	296	776	600	2034	
<b>Vasculer and Transplant Clinic</b>							
Dr. D.C.P. Fernando	140	574	405	1232	908	3119	22
Dr.Charith Werasinghe	78	421	401	1215	967	3004	39
	218	995	806	2,447	1,875	6123	
<b>VP OPD</b>							
Dr.Mrs.K.Jayasinha,Dr.A.Kulasinhe,Dr. Senaka Ranasinghe	526	1315	1571	22204	39136	64226	122
	526	1,315	1,571	22,204	39,136	64226	
<b>Well Baby</b>							
Dr. K.R.P.C.Kakulawala	18	33	29	25	39	126	7
Dr. Mrs. Nalika Menike	26	48	55	56	59	218	8
Dr. Shyma Bandara	7	10	11	20	17	58	8
Dr. W.M.M. Arambepola	10	23	31	32	39	125	13
Dr.K.S.D.Kularathna	20	38	35	86	72	231	12
	81	152	161	219	226	758	
<b>Youth Friendly Health</b>							
Medical Officers	51	104	78	90	61	333	7
	51	104	78	90	61	333	
	<b>12,785</b>	<b>74,245</b>	<b>87,224</b>	<b>183,619</b>	<b>172,385</b>	<b>817473</b>	<b>64</b>

## IMMUNIZATION

<b>Ante Natal</b>	<b>TOTAL</b>
Tetanus Toxoid - Anti natal mothers - 1st dose	45
Tetanus Toxoid - Anti natal mothers - 2nd dose	39
	84
<b>OPD</b>	<b>TOTAL</b>

O.P.D. Tetanus	3,206
O.P.D. Insulin	533
O.P.D. Penicillin	933
O.P.D. ARV	13,234
Other injections	3,958
	21,864

<b>Well Baby</b>
------------------

<b>TOTAL</b>
--------------

Pentavalent 1st dose	126
Pentavalent 2nd dose	82
Pentavalent 3rd dose	68
Pentavalent 4th dose	71
MMR 1st dose - 1st Year	72
Polio vaccine 1st dose	128
MMR 3rd dose - 3rd Year	69
Polio vaccine 2nd dose	82
Polio vaccine 3rd dose	61
Polio vaccine 4th dose	79
Polio vaccine 5th dose	128
Dual Vaccine Other	128
1 PV 2/12	111
1 PV 4/12	73
JE 1	7
JE Other	72
	1,357

## STS/AIDS CONTROL PROGRAMME

INDICATOR	MALE	FEMALE	COMMON
No.of New Patients Registered	415	397	
No.of New HIV Patients Dignosed	17	2	
No.of Follow Up Vist	744	728	
No.of HIV AIDS Death Reported (Cumulative Total Sine January 1992) Up to 31.05.2015			49
No.of ANC Mothers Screened for HIV/AIDS		19804	2032
No.of Attendees Attended For Govt. Medical Report VDRL Test	744	728	
No.of VDRL Tests Done			25912
No.of TPPA Tests Dne			1704
No.of HIV Antibody (ELISA) Tests Done			28960
NO.of Rapid HV Tests Done			396
No.of Participants Participated In Awareness Programmes /Work Shops /Seminars			1365
No.of Adult & Children With HIV On Treatment 12 Month Reported After The Initiation Of ART			1322

## IN PATIENT DEPARTMENT

### INPATIENT SERVICES

INPATIENTS SERVICE	TOTAL
<b>Resources</b>	
No of patients Beds	2629
<b>Admissions</b>	
No of patients admitted	196936
Total no of patients transferred from other wards	27917
Daily Average Admission	538
<b>Leavings</b>	
Total no.of patients discharged - Home	173930
Total no.of patients transfer to other hospitals	1555
Total no.of patients missing or left against medical advice	7443
Total no.of live discharges	182928
Total no.of patients transfer to other wards	26500
Daily Average Discharges	507
<b>Inpatient care</b>	
Total days of Care to patients during the month	554663
Average Daily Sick	1515
Average Length of Stay - Days	3
Bed Occupancy %	57.6
Turn Over Rate	70.7
Turnover Interval - Days	2.19

	INPATIENTS SERVICE	TOTAL
Deaths		
Gross death rate %		1.46



# OPERATIONS BY SPECIALTY AND ANAESTHESIA

Specialty	Consultant	Type of Surgery			Type of Anaesthesia				
		Major	Inter	Minor	GA	Spinal	Epidural	Local	without
<b>Cardiothorasic Surgery</b>									
	Dr. M. Lansakkara	175	0	0	175	0	0	0	0
	Dr.A.Abeywickkrama	126	0	0	126	0	0	0	0
	Dr. K. Gnanakanthan	149	0	0	149	0	0	0	0
		450	0	0	450	0	0	0	0
<b>Dental &amp; Maxilofacial Surgery</b>									
	Dr. Mrs. W.M.S.D. Abeyrathna	131	48	2657	202	0	0	2634	0
		131	48	2657	202	0	0	2634	0
<b>ENT Surgery</b>									
	Dr. S. Selwarathnam	238	380	1116	668	0	0	990	76
	Dr.S.B.Ethulgama	155	161	442	320	0	0	399	39
	Dr.W.M.C.Narampanawa	258	268	1457	544	0	0	1316	123
		651	809	3015	1532	0	0	2705	238
<b>Eye Surgery</b>									
	Dr. N.S. Senanayaka	2665	0	721	316	0	0	3070	0
	Dr. Mrs. W.M.S.P.K. Samarakoon	497	0	19	144	0	0	372	0
	Dr. M. Weerasekara	85	0	6	2	0	0	89	0
	Dr. Mrs.D. Beminiwaththa	2151	0	778	408	0	0	2521	0
	Dr. Sririharathan	459	0	50	69	0	0	440	0
	Dr.I.Jayasekara	189	0	258	134	0	0	313	0
		6046	0	1832	1073	0	0	6805	0
<b>Gastro Intestinal Surgery</b>									
	Dr.C.Keppetiyagama	230	120	34	265	110	0	9	0
		230	120	34	265	110	0	9	0
<b>General Surgery</b>									
	Dr. P.R. Pitigalaarachhi	159	464	2480	314	388	1	2235	165
	Dr.E.A.D.Udaya Kumara	276	527	2693	527	583	7	2214	165
	Dr. S.M.M. Niyas	214	477	2979	412	473	11	2553	221
	Dr. M.M. Senarathna Banda	188	602	2824	398	523	5	2504	184

837	2070	10976	1651	1967	24	9506	735
-----	------	-------	------	------	----	------	-----

### Gynaecological Surgery

Dr. S.B. Ekanayake	559	0	703	865	390	1	6	0
Dr.W.S. Hemapriya	556	0	455	674	325	2	10	0
Dr. W. Abeykoon	475	0	409	594	281	4	5	0
	1590	0	1567	2133	996	7	21	0

### Gyn-Onco Surgery

Dr. B.J.B. Alagoda	87	4	59	128	20	2	0	0
	87	4	59	128	20	2	0	0

### Nephro Surgery

Dr.C.Weerasinha	0	0	2	0	0	0	2	0
Dr.D.C.P.Fernanda	39	0	0	37	2	0	0	0
Dr. P.K. Harischandra	88	105	8	90	0	0	111	0
	127	105	10	127	2	0	113	0

### Neuro Surgery

Dr. W.D.L. Siriwardhana	295	146	55	402	0	0	62	32
Dr. D.R.P.A. Wickramasingha	903	385	0	903	1	0	384	0
	1198	531	55	1305	1	0	446	32

### Obstetric

Dr.W.S. Hemapriya	1224	0	56	79	1184	13	4	0
Dr. W. Abeykoon	1126	0	57	92	1075	10	6	0
Dr. S.B. Ekanayake	1205	0	74	40	1221	11	7	0
	3555	0	187	211	3480	34	17	0

### Onco Surgery

Dr. H. Perera	218	44	13	254	12	0	9	0
Dr. Randima Nanayakkara	48	9	17	54	6	0	14	0
Dr. R. Jayawardana	26	20	18	51	3	0	9	1
	292	73	48	359	21	0	32	1

### Orthopaedic Surgery

Dr. B.M.S. Udagedara	1098	573	1353	782	953	60	630	599
Dr.K.Ranasinha	1040	600	1021	818	870	32	686	255
	2138	1173	2374	1600	1823	92	1316	854

**Paediatric Surgery**

Dr.Sampath Hearth	374	67	544	935	0	1	21	28
Dr.Amila Sasanka Rathnayaka	71	13	75	126	8	0	22	3
Dr.M.M.Jeewanadan	204	34	478	694	0	0	8	14
	649	114	1097	1755	8	1	51	45

**Plastic Surgery**

Dr.Amila Sasanka Rathnayaka	117	147	239	172	89	1	199	42
Dr. Mrs. D. Kanapatipillaie	9	6	0	9	4	0	2	0
	126	153	239	181	93	1	201	42

**Urological Surgery**

Dr.Kanchana Edirisinghe	899	203	1937	546	556	0	1937	0
Dr.M.Herath	412	119	1056	278	253	0	1056	0
	1311	322	2993	824	809	0	2993	0

**Vascular Surgery**

Dr. D.C.P. Fernando	97	412	228	89	42	3	497	106
Dr.Charith Werasingha	109	451	209	79	38	6	566	80
	206	863	437	168	80	9	1063	186
	19624	6385	27580	13964	9410	170	27912	2133

## ANAESTHESIA STATISTICS

Category	Consultant Anaesthetists	GA	Spinal	Epidural	Local	Without	Total
Anaesthesia Common	Dr.S.A.S.Karunathilaka						
	Dr. C.V. Uduwala						
	Dr. Mrs. D.P.A.K. Vithana	10454	9401	169	27415	2056	49495
	Dr. Mrs.S.N.K.Kiriwaththuduwa						
	Dr. Vasana Jayawardana						
Cardiothoracic	Dr. M.N.J.Perera						
	Dr.A.N.J.Jayasekara						
	Dr. Priyantha Disanayaka	450	0	0	0	0	450
Neuro Surgery	Dr. Mrs. K.U.J.N.C.Perera						
	Dr. Udaya Karunarathna	1305	1	0	446	32	1784
Paediatric Surgery	Dr. S. Piris	1755	8	1	51	45	1860
		13964	9410	170	27912	2133	53589

## ANAESTHESIA FOR ECT SERVICE

Male	Female	Total
320	628	948

## MATERNITY STATISTICS

MATERNITY STATISTICS	WD_5	WD_6	WD_7
<b>Resources</b>			
Beds	79	67	79
No of labour rooms	1	1	1
No. of labour room beds	08	10	08
<b>Admissions</b>			
Maternal Inpatients days	22077	20815	16528
No. of Admissions	2806	3358	4012
<b>Deliveries</b>			
No of Deliveries - Others	0	0	1
No of Deliveries - Single	2384	2482	3088
No of Deliveries - Triplet	1	0	0
No of Deliveries Twin	29	33	42
No of given B.C.G	2537	2528	3190
No. of Deliveries	2414	2515	3131
<b>Mode of Delivery</b>			

Breech Delivery	48	5	8
Caesarean section rate %	49	47	35
Forceps Delivery	15	16	20
Lower segment caesarean section - EM	559	653	498
Lower segment caesarean section EL	630	535	591
Normal Delivery	1202	1308	1971
Others	2	13	19

#### Births

No of live Births - Birth Weight <2500 g	450	438	554
No of live Births - Births Weight > 2500 g	1975	2077	2586
Still Births	21	33	36

#### Complications

Anti partum Haemorrhage	4	19	3
Ectopic pregnancy	18	25	15
Manual removal of placenta	26	14	4
Post partum Haemorrhage	16	6	4
Ruptured uterus	0	2	0

#### Deaths

Early Neonatal Death rate %	0.70	0.87	0.98
Maternal Deaths	0	0	0
Maternal death rate %	0	0	0
Neonatal Deaths	17	22	31
Still Birth rate %	0.85	1.29	1.13

### **MATERNAL DEATHS AT OTHER UNITS**

Unit	Transferred From	Count
Ward 51	Gallewala	1
C.C.U.	Poojapitiya	1
S.I.C.U.	Madawala	1
NSICU 11	Mnikhinna	1
Ward 51	B.H. Gampola	1
Ward 35	Manikhinna	1

## ORTHOPTIC UNIT

VISIT	MALE	FEMALE
Total Number of New Orthoptic Assesments	503	330
Total Number of Second Visit Orthoptic Assesments	301	310
Hess Recording Charts	357	191
Visual Activity Assesments below 3 years	84	63
	1,245	894

## PHYSIOTHERAPY DEPARTMENT

VISITS	OPD		WARDS		Total	
	MALE	FEMALE	MALE	FEMALE	MALE	FEMALE
number of first visits	2,317	3,180	7,845	6,561	10,162	9,741
Number of subsequent visits	8,032	15,925	29,127	27,665	37,159	43,590
	10,349	19,105	36,972	34,226	47,321	53,331

## OCCUPATIONAL THERAPY UNIT

VISITS	OPD		WARD		Total	
	MALE	FEMALE	MALE	FEMALE	MALE	FEMALE
number of first visits	162	138	476	624	638	762
Number of subsequent visits	494	391	2379	3121	2873	3512

**COLLECTION SUMMARY**

Type	Total
No of in home donars + Mobile Donar	19,681
No. of Mobile Programmes	174
Total no of units collected	17,200
No of 1st time donors	10,317
No of repeat donors	9,346

**PERFORMED BLOOD GROUPING TESTS**

Samples From	Number
Ante Natal Clinics	3,471
Blood Donors	23,006
OPD	792
Other	23
Patients	29,165
Private section	0
Regroups	470
	56,927

## REQUESTS AND ISSUES OF RED CELL CONCENTRATE AND PRODUCTS

Type	RCC			FFP		PLT		Cryo		CSP		Plasma		Buffy	
	R	C/M	I	R	I	R	I	R	I	R	I	R	I	R	I
Medical Wards	14020	9266	4940	1791	1791	3077	3077	75	75	41	41				
Surgical Wards	16081	4024	3472	1523	1473	1048	1048	275	275						
Gyn & Obs Wards	10489	1521	976	140	145	163	163	203	203	1	1				
Paediatric Wards	3749	2833	2974	1066	1066	673	673	136	106	1	1				
Cardiothoracic	4571	2060	1110	375	375	887	887	1081	1081	53	53				
A & E/ICU	1934	1278	1031	1634	1634	679	679	13	13						
Vascular	904	455	270	90	90	36	36								
Othopaedic	3919	740	837	100	100	91	91	80	80						
Other Wards	7435	5350	3460	539	539	2875	2591	330	330	9	9				
Stock(Gvt.Hos)	2157	680	1157	1359	1386	930	760	48	48						
Private Hospital	1380	1907	1080	317	325	283	283	50	50						
AKH	417	348	200	76	116	159	159	77	10	10					
MMC	27	27	24	83	83	60	60								
RCH	24	24	14												
KNH	67	59	30												
KPH	56	56	51												
LAH	403	391	347	50	50	71	71								
SPH	1055	923	673	350	350	89	89	10	10						
<b>Total</b>	<b>68688</b>	<b>31942</b>	<b>22646</b>	<b>9493</b>	<b>9523</b>	<b>11121</b>	<b>10667</b>	<b>2378</b>	<b>2281</b>	<b>115</b>	<b>105</b>				

R - Received , I - Issued , CM - Cross Matched

## SCREENING TESTS DONE FOR TRANSFUSION TRANSMITTED INFECTIONS

Type	HIV				HBs Ag				HCV			VDRL	
	ECI	ELISA	P_AGG LUTIN	RAPID	ECI	ELISA	P_AG GLUTI	RAPID	ECI	ELISA	RAPID	CARDI OLIPIN	CARBON AG
Total No of units screened	22955	7854	0	0	20805	7854	0	0	21588	9528	0	31086	0
Total no of screening +ve	37	10	0	0	28	10	0	0	58	8	0	0	0



**NOTIFIABLE DISEASES****NOTIFIABLE DISEASES**

DISEASE	MOH AREA	NO OF CASES	NUMBER OF DEATHS
AFB/GBS	Harispaththuwa	1	
	Others	1	
		2	
Chicken Pox	Kundasale	1	
	Others	1	
		2	
Dengue Fever	Akurana	21	0
	Galagedara ( Tumpane)	19	0
	Galaha	1	0
	Gampola (Upapalatha)	2	0
	Gangawatakorale (University park)	59	0
	Gelioya	6	0
	Hanguranketha	4	0
	Harispattuwa (Werellagama)	73	0
	Hataraliyadda	5	0
	Kundasale	43	0
	Matale	5	0
	MC Kandy	308	0
	Medadumbara/Medamahanuwara	13	0
	Menikhinna	26	0
	Others	27	0
	Panwila	5	0
	Poojapitiya	50	0
	Talatuoya (Pathahewaheta)	24	0
	Ududumbara	5	0
	Udunuwara	6	0
	Walapane	3	
	Wattegama (Pathadumbara)	90	0
	Yatinuwara	11	0
		806	0

**Dysentery**

Galaha	1	0
Gangawatakorale (University park)	1	0
Matale	1	0
Others	2	0
Wattegama (Pathadumbara)	1	0
	6	0

**Food Poisoning**

Gangawatakorale	2	
Harispaththuwa	2	
MC Kandy	1	
Others	1	
Poojapitiya	1	
	7	

**Influenza A H1N1**

Akurana	2	
Galagedara	2	
Gampola	1	
Gangawatakorale	2	
Haguranketha	1	
Harispaththuwa	2	
Kundasale	5	
MC Kandy	1	
Medadumbara	1	
Menikhinna	2	
Others	9	
Poojapitiya	2	
Talathuoya	4	
Walapane	1	
Waththegama	2	
Yatinuwara	3	
	40	

**Leprosy**

Galagedara	3	
Hanguranketha	1	
Kundasale	1	0
MC Kandy	1	
Others	5	0
Panwila	1	

Waththegama	1	
Yatinuwara	1	
	14	0

**Leptospirosis**

Akurana	2	
Gagawatakoralya	8	
Galagedara ( Tumpane)	5	0
Gampola	1	
Haguranketha	6	
Harispattuwa (Werellagama)	15	0
Hasalaka	1	
Hatharaliyadda	3	
Manikhinna	7	
MC Kandy	11	
Medamahanuwara	11	
Menikhinna	7	0
Others	13	
Panwila	2	
Poojapitiya	14	
Talathuoya	13	
Ududumbara	2	
Udunuwara	2	0
Walapane	2	
Waththegama	19	
Yatinuwara	4	
	148	0

**Leshmaniasis**

Galagedara	22	
Gampola	1	
Gangawatakoralle	1	
Harispaththuwa	2	
Hasalaka	2	
Hataraliyadda	2	
Madadumbara	2	
MC Kandy	1	
Others	1	
Poojapitiya	2	
Waththegama	3	
Yatinuwara	0	

		39	
<b>Tetanus</b>			
	Poojapitiya	1	
		1	
<b>Tuberculosis</b>			
	Others	2	
	Waththegama	1	
		3	
<b>Typhoid Fever</b>			
	Hataraliyadda	1	
	Udunuwara	1	
		2	
<b>Typhus Fever</b>			
	Hataraliyadda	1	0
		1	0
<b>Viral Hepatitis</b>			
	Akurana	1	
	Galagedara	1	
	Gangawatakoralya	1	
	MC Kandy	1	
	Others	1	
	Yatinuwara	5	
		10	
		1081	0

**DEPARTMENT OF JUDICIAL MEDICINE**

Reasons	Male	Female
<b>Medico-legal examinations</b>		
Wards	3750	973
OPD	125	15
<b>TOTAL</b>	<b>3875</b>	<b>988</b>
<b>Postmortum examinations</b>		
Natural deaths	818	368
Suicide	55	12
Accidental	96	28
Train Accidents	5	0
Others	46	28
Road traffic Accidents	67	12
<b>TOTAL</b>	<b>1087</b>	<b>448</b>

# COUNCELLING AND HEALTH EDUCATION

## HEALTH EDUCATION

Programme	count
<b>For mothers</b>	
"Kuludul ma piya hamuwa" programs	5
TOTAL	5
<b>For Patients</b>	
Individual discussions	206
Psychological Counseling	45
Individual counseling for clients	10
Lecturing at Clinics	49
Addressing O.P.D. patients for orientate to the hospital services & given massges	133
TOTAL	443
<b>For Staff</b>	
Staff screening programs	34
Inservice education programs for the staff- COVID -19	29
NCD prevention awareness programmes presentations on digital displays	91
Participation as resource	3
Staff Screening Programm f	6
Inservice Education programmes for the staff	49
TOTAL	212
<b>Others</b>	
First aid trainig programme	1
Health education public awareness programmes on digital display	150
COVID -19 prevention awareness programes presentations on digital displays	60
TOTAL	211

## HOSPITAL DEATHS

### HOSPITAL DEATHS

Hospital Death	Male	Female	Total
Total No. of. Hospital deaths (Inpatients)	1608	1109	2717
Number of deaths on admission	52	31	83
Number of ETU deaths	202	108	310
Deaths within 24 hours of admission	478	287	765
Deaths within 48 hours of admission	198	148	346
Deaths after 48 hours of admission	932	674	1606
still births (According to the death register)	0	90	90
Maternal deaths	0	6	6
Perinatal death	0	159	159
Infant death	0	109	109
Early Neonatal Death	0	70	70

### HOSPITAL DEATHS BY AGE

Age Group	TOTAL
<1	116
1-4	5
17-49	358
50-69	1212
5-16	17
70+	994
Age N/A	15
	2717

**CARDIOLOGY UNIT X - RAY**

INVESTIGATION	TOTAL
<b>X-Ray</b>	
Inward X-Ray	4461
<b>Pace Makers</b>	
Permanent Pace Makers	369
Temporary Pace Makers	142
<b>Angiograms</b>	
Coronary Angiograms	3465
EP Studies	211
PCI	976
Primary P.C.I	298
PTCA/PCI	325
PTMC	107
Rescue PCI	69
Routine PCI	405
<b>Devices</b>	
ASD device closure	50

**CARDIAC INVESTIGATION UNIT (ECHO)**

Echo	Male	Femele	TOTAL
Trans Oesophagial	255	252	507
Trans Thoracic Echocardiogram	7101	7844	14945
Dobutamine Stress Echo	95	62	157
Bubble Contrast Echocardiogram	59	51	110
	7510	8209	15719



# RADIOLOGY UNIT X - RAY

## Patient Category

No.Of Wards Cases	128,298
No.of O.P.D & Clinics Cases done	21,476
	149,774

## X-Ray

Dental Standard	3,476
Dental Occlusion	536
Chest	44,380
Abdo/GU/Pelvis	18,160
Skull/Mandible	11,226
Neck/Spine	21,156
Shoulder /Extremities	49,899
	148,833

## CT images

HRCT	80
	80

## Radiological Procedure

BA Swallow	4
BA Enema	5
IVP	46
BA Enema Screening	1
BA Swallow Screening	3
HSG	35
Urethrogram	8
MCUG	22
Fistulogram	1
Myelogram	3
Lithotripsy	1,797
Mammogram	688
Loopogram	4
	2,617

## US Scans

U/S Scan	22,942
	22,942

## CT images

CT Spine	4,574
CT Myelogram	2
CT Coronary Angiogram	74
CT Extrimities	134
CT Abdomen	2,664
CT Chest	2,585
CT Brain	18,359
CT Peripheral Angiogram	115
CT Pulmonary Venogram	79
CT Cerebral Angiogram	299
CT Guided Biopsy	31
CT Renal Angiogram	42
CT Pulmonary Angiogram	125
CT Aortogram	126
	29,209

## MRI

MRI	10,261
	10,261

## EEG and ECG

TYPE	INDOOR PATIENTS		OUTDOOR PATIENTS		TOTAL PATIENTS	
	MALE	FEMALE	MALE	FEMALE	MALE	FEMALE
(E.C.G)	41,943	44,823	10,872	11,050	52,815	55,873
(E.E.G)	573	479	380	362	953	841
BOTOX	157	153	132	154	289	307
NCS/EMG	425	402	454	449	879	851
Nerve Conduction studies (NCE)	362	383	377	341	739	724
VEP(Check Board)	49	46	52	37	101	83
VEP(Flash)	13	9	10	11	23	20

# LABORATORY INVESTIGATIONS

## Biochemistry Lab

24 hrs U.C.E. Clearance	4
AFP	615
Albumin	29729
AIP	25558
ALT	78621
Amylase	3034
AST	75931
BHCG	1118
BJP	506
Blood Urea	56813
CA 125	1292
CEA	1096
CK	4343
Cortisol	1225
Creatinine	111295
CRP	58130
Cryoglobulin	2
CSF Protein	2500
D.Bilirubin	33275
Ferritin	2501
FSH	732
LDH	1242
Prolactin	778
Rhumatoid factor	2427
Se. Magnesium	7099
Se. Phosphorus	5578
Se.Calcium	14082
Se.Cholesterol	8240
Se.Creatinine	2537
Sugar (FBS,PPBS,RBS)	49617
T.Bilirubin	36112
T.Protein	33398
T.PSA	1262

Testosterone	371
TIBC	2070
Triglycerides	6849
Troponin I	9160
TSH	16236
U.Protein	648
Uric Acid	3204
Urinary Calcium	59
Urine creatinine	725
	690014

**Cancer Unit Lab**

ESR	434
HB	8784
Platelet Count	8784
WBC/DC	8784
	26786

**Dialysis Unit Lab**

24 H's U.Protein	142
ACTH	121
Albumin	18041
Alkaline Phosphatase	3143
Bilirubin	1785
BJP	63
Blood Urea	22492
Creatinine Clearance	212
CRP	9518
Cycloprotein	57
ESR	4576
FBC	33245
Ferritin	3004
Glucose	4833
PTH	587
S. Electrolytes K+	29685
S.Bicarbonate	3992
S.Electrolytes Na+	29685
S.G.O.T	5482

S.G.P.T	5552
S.Iron	2789
S.Osmolity	2351
Se. Protein	18012
Se.Calcium	18846
Se.Cholesterol	1323
Se.Creatinine	40008
Se.Phosphorus	18004
T4	257
Tacrolimus	3216
TIBC	1938
TSH	1252
U.PH	133
UFR	29740
UMA	1251
Uric Acid	16829
Urine Osmolality	443
Vancomycin Level	2095
Vit B 12	409
Vit D	768
	335879

**Emergency Lab**

Acetone	501
APTT	3488
Bilirubin	1529
Blood Urea	34845
BT/CT	154
Creatinine	44806
CRP	7597
CSF Protein	323
FBC	84709
K+	61652
Na+	61658
PTT	15327
S.G.O.T	38334
S.G.P.T	38027
Sugar - All	1969

Troponin I	9129
U. Ketone bodies	211
UFR	35
	404294

### Haematology Lab

Acute Leukemia Flowcytometry	85
Anti Thrombin III	68
APCR	37
APTT	12266
Blood Picture	17183
Bone Marrow	621
BT/CT	245
Clot Solubility	4
Coagulation Profile	2
D.Dimer	144
ESR	17205
Factor Assay	39
FBC	145653
Fibrinogen	116
Flow Cytometry	8
GPD screening	55
Haemosiderin Urea	39
Hairy cell leukemia flow cytometry	22
HB	252
HB capillary electroporesis	668
HB A2 Capillary eletroporesis	28
Hb A2 Electrophoresis	458
HB H	2
Heam Test	23
Inhibitor Screening	16
Kleihauer test	11
LST & BCLPD flowcytometry	148
Lupas Anticogalant	157
Meth HB	1
Mixing & Factor corection study	21
Myeloma flowcytometry	13
Osmotic Fragility	6

PCV	13
Protein C	71
Protein S	71
Prothrombin Time & INR	44699
PTTK	1213
Retic Count	1474
S.Protein Immunotyping	10
Se.protein elecropsis	705
Thrombin time	32
Thrombo elastometry	117
Urine Spectroscopy	4
	244005

**Histology & Pathology  
Lab**

Biopsy	11651
Cytology	2142
Fine Needle Aspiration	1896
Immunology	10387
PAP	6748
Section Slides	71328
	104152

**Infertility clinic Lab**

A.M.H. levels	14
H.V.S.	119
I.U.I.	111
Oestadiol level	50
Seminal Fluid Analysis	300
	594

**Microbiology Lab**

Blood Culture & ABST	19091
CSF & ABST +Fluid ABST	3718
CSF & Body Fluids FR	3300
Direct Smears	77460
E.Test	39
Fungal Studies	1625
H.pylori	1176

Leprosy	72
MRSA Screening	4368
PAP	22
PCT	2270
Pregnancy test	4
Pro BN 2	37
Pus Culture & ABST	9647
Salmonella Shigella antigen	80
SFA	113
Sputum Culture & ABST	3004
Streptocococ group	294
Stool Culture & ABST	224
Urine Culture & ABST	26385
Vaginal Smears	25
	152954

**OPD Lab**

Acetone	1696
BT/CT	300
ESR	10912
HB FBC	38150
Medical Investigations	1688
Platelet Count	38150
Specific Gravity	1804
Stool FR	2042
Urine Bile	401
Urobilinogen	324
WBC/DC	552
	96019

**Virology Lab**

Anti Hbe	140
Anti HBs core	261
BKV PCR	538
CMV IgG	847
CMV IgM	1920
CMV PCR	862
Corona PCR	54530



Dengue NSI	6
Dengue IgM/IgG	3360
Dengue NSI Ag	3558
EBV IgG	783
EBV IgM	760
EBV PCR	27
Elisa HBs Ag	160
Hantan IgM,IgG	118
HAV IgG	389
HAV IgM	615
HBS Ag	400
Hepatitis B Ag	8472
Hepatitis B e Ag	205
Hepatitis B PCR	86
Hepatitis B s Ab	1111
Hepatitis C Ag/Ab	3650
Hepatitis C PCR	272
HPV PCR	20
HSV IgG	749
HSV IgM	1368
HSV PCR	409
Influenza PCR	574
Measles IgM	52
Measles IgG	62
Meningo finder PCR	28
Mumps Ab	37
Parvo B90	67
Rubella IgG	108
Rubella IgM	1100
Toxa Plasma IgG	789
Toxa Plasma IgM	1275
Toxo IgG	71
Vericella IgG	725
Vericella IgM	81
Vericella PCR	396
	90981

## LAB INVESTIGATIONS SUMMARY

NAME OF THE TEST	TOTAL TESTS
24 H's U.Protein	142
Acetone	2197
Acute Leukemia Flowcytometry	85
Albumin	47770
AIP	25558
Amylase	3034
Anti HBs core	261
APCR	37
AST	75931
Bilirubin	3314
BJP	569
Blood Urea	22492
Blood Picture	17183
Bone Marrow	621
CA 125	1292
CK	4343
CMV IgG	847
CMV PCR	862
Corona PCR	54530
Creatinine	111295
Creatinine	44806
Cryoglobulin	2
CSF & Body Fluids FR	3300
Cycloprotein	57
D.Bilirubin	33275
Dengue NSI	6
Dengue NSI Ag	3558
E.Test	39
EBV IgM	760
Elisa HBs Ag	160
Factor Assay	39
Ferritin	5505
Fine Needle Aspiration	1896
FSH	732
Glucose	4833
H.pylori	1176
Haemosiderin Urea	39
Hantan IgM,IgG	118
HAV IgM	615
HB FBC	38150
HB A2 Capillary eletroporesis	28
HB H	2

24 hrs U.C.E. Clearance	4
A.M.H. levels	14
ACTH	121
AFP	615
Alkaline Phosphatase	3143
ALT	78621
Anti Hbe	140
Anti Thrombin III	68
APTT	15754
BHCG	1118
Biopsy	11651
BKV PCR	538
Blood Culture & ABST	19091
Blood Urea	91658
BT/CT	699
CEA	1096
Clot Solubility	4
CMV IgM	1920
Coagulation Profile	2
Cortisol	1225
Creatinine Clearance	212
CRP	75245
CSF & ABST +Fluid ABST	3718
CSF Protein	2823
Cytology	2142
D.Dimer	144
Dengue IgM/IgG	3360
Direct Smears	77460
EBV IgG	783
EBV PCR	27
ESR	33127
FBC	263607
Fibrinogen	116
Flow Cytometry	8
Fungal Studies	1625
GPD screning	55
H.V.S.	119
Hairy cell leukemia flow cytometry	22
HAV IgG	389
HB	9036
HB capillary electroporesis	668
Hb A2 Electrophoresis	458
HBS Ag	400

Heam Test	23	Hepatitis B Ag	8472
Hepatitis B e Ag	205	Hepatitis B PCR	86
Hepatitis B s Ab	1111	Hepatitis C Ag/Ab	3650
Hepatitis C PCR	272	HPV PCR	20
HSV IgG	749	HSV IgM	1368
HSV PCR	409	I.U.I.	111
Immunology	10387	Influenza PCR	574
Inhibitor Screening	16	K+	61652
Kleihauer test	11	LDH	1242
Leprosy	72	LST & BCLPD flowcytometry	148
Lupas Anticogalant	157	Measles IgM	52
Measles IgG	62	Medical Investigations	1688
Meningo finder PCR	28	Meth HB	1
Mixing & Factor corection study	21	MRSA Screening	4368
Mumps Ab	37	Myeloma flowcytometry	13
Na+	61658	Oestadiol level	50
Osmotic Fragility	6	PAP	6770
Parvo B90	67	PCT	2270
PCV	13	Platelet Count	46934
Pregnancy test	4	Pro BN 2	37
Prolactin	778	Protein C	71
Protein S	71	Prothrombin Time & INR	44699
PTH	587	PTT	15327
PTTK	1213	Pus Culture & ABST	9647
Retic Count	1474	Rhumatoid factor	2427
Rubella IgG	108	Rubella IgM	1100
S. E lectrolytes K+	29685	S.Bicarbanate	3992
S.Electrolytes Na+	29685	S.G.O.T	43816
S.G.P.T	43579	S.Iron	2789
S.Osmolity	2351	S.Protein Immunotyping	10
Salmonella Shigella antigen	80	Se. Magnesium	7099
Se. Phosphorus	5578	Se. Protein	18012
Se.Calcium	32928	Se.Cholesterol	9563
Se.Creatinine	42545	Se.Phosphorus	18004
Se.protein elecroporesis	705	Section Slides	71328
Seminal Fluid Analysis	300	SFA	113
Specific Gravity	1804	Sputum Culture & ABST	3004
Steptococas group	294	Stool Culture & ABST	224
Stool FR	2042	Sugar - All	1969
Sugar (FBS,PPBS,RBS)	49617	T.Bilirubin	36112
T.Protein	33398	T.PSA	1262
T4	257	Tacrolimus	3216
Testosterone	371	Thrombin time	32
Thrombo elastrometry	117	TIBC	4008
Toxa Plasma IgG	789	Toxa Plasma IgM	1275
Toxo IgG	71	Triglycerides	6849
Troponin I	18289	TSH	17488
U. Ketone bodies	211	U.PH	133

U.Protein	648	UFR	29775
UMA	1251	Uric Acid	20033
Urinary Calcium	59	Urine creatinine	725
Urine Osmolality	443	Urine Bile	401
Urine Culture & ABST	26385	Urine Spectroscopy	4
Urobilinogen	324	Vaginal Smears	25
Vancomycin Level	2095	Vericella IgG	725
Vericella IgM	81	Vericella PCR	396
Vit B 12	409	Vit D	768
WBC/DC	9336		